



aviareto

**International Registry  
of Mobile Assets  
(Aircraft Equipment)**



**SEVENTEENTH ANNUAL STATISTICAL  
REPORT OF THE REGISTRAR**  
1 January – 31 December

**2022**

## TABLE OF CONTENTS

|   |    |
|---|----|
| INTRODUCTION .....  | 2  |
| NOTES TO THE REPORT .....                                       | 3  |
| REVIEW OF THE REGISTRY .....                                    | 4  |
| SOURCES OF REVENUE.....   | 11 |
| SUMMARY OF REGISTRY ACTIVITY LEVELS .....                       | 12 |
| REGISTRATIONS BY REGISTRATION TYPE.....                         | 25 |
| APPROVED ENTITIES BY COUNTRY .....                              | 26 |
| SYSTEM AVAILABILITY .....                                       | 27 |
| COMPLAINTS TO THE REGISTRAR AND THE SUPERVISORY AUTHORITY ..... | 28 |
| KEY INTERNATIONAL REGISTRY STATISTICS 2006 – 2022.....          | 29 |
| STATEMENT OF FINANCIAL POSITION .....                           | 36 |

## INTRODUCTION

The International Registry of Mobile Assets (Aircraft Equipment) (“the Registry”) was established pursuant to the provisions of the Cape Town Convention and Aircraft Protocol.<sup>1</sup>

The International Civil Aviation Organization (“ICAO”) is the Supervisory Authority of the Registry<sup>2</sup> and Aviareto Limited is the Registrar of the Registry<sup>3</sup>.

Section 10.1 of the Regulations for the Registry<sup>4</sup> (“the Regulations”) requires the Registrar to maintain updated registration statistics and shall publish them in an annual report. This report shall be electronically accessible to any person.

Section 10.2 of the Regulations states “the registration statistics” shall consist of:

“(a) transactional volumes and revenues subdivided in each case by registration type and geographic distribution; and (b) other compilations of non-confidential information requested by the Supervisory Authority”.

The seventeenth annual statistical report is being posted on the Registry website in fulfilment of the requirements of Section 10 of the Regulations.

Rob Cowan  
Managing Director  
Aviareto Limited  
Registrar of the International Registry of Mobile Assets (Aircraft Equipment)

October 2023

---

<sup>1</sup> *Convention on International Interests in Mobile Equipment* (ICAO Doc 9793) and *Protocol to the Convention on International Interests in Mobile Equipment on Matters specific to Aircraft Equipment* (ICAO Doc 9794), both signed at Cape Town on 16 November 2001.

<sup>2</sup> Pursuant to Resolution No. 2 adopted by the Cape Town Diplomatic Conference on 16 November 2001.

<sup>3</sup> *Contract for the Operation of the International Registry for International Interests in Mobile Equipment (Aircraft Equipment)* between ICAO and Aviareto Limited, dated 1 March 2022.

<sup>4</sup> *Regulations and Procedures for the International Registry* (ICAO Doc 9864 –Ninth Edition - 2022).

## NOTES TO THE REPORT

1. The **fee categories** used for segmenting events and revenues in this report are set out in Table 1 of the Fee Schedule Appendix to the Procedures. The fee categories are:
  - Controlled entity set-up fee (1 year)
  - User set-up fee (1 year)
  - Registration fee
  - Replacement administrator fee
  - Entity name change fee
  - Spare engine fee
  - Priority search fee
  - Priority search machine-readable format fee
  - Lost certificate fee
2. The **registration types** used in this report are:<sup>5</sup>
  - International interest
  - Prospective international interest
  - Assignment of an international interest
  - Prospective assignment of an international interest
  - Sale
  - Prospective sale
  - Subordination<sup>6</sup>
  - International interest acquired through subrogation
  - Registrable non-consensual right or interest
  - Assignment of a registrable non-consensual right or interest
  - Pre-existing right or interest
  - Notice of a national interest
  - Transfer of a right to consent to the discharge of a registration
3. The **revenues** set out in this report (other than in the statutory accounts) are based on the payment received at the time of each transaction. In the statutory accounts revenues received in respect of user set-up and renewal fees are recognized in equal monthly amounts over the life of the licence purchased (that is, over 12 months).
4. The data in this report have been extracted from the logs of the Registry and the Registry database and all monetary amounts are in US\$.

---

<sup>5</sup> Registration types may be created, amended or discharged, as appropriate.

<sup>6</sup> The term "Subordination" as used in this report covers subordination of an international interest, a prospective international interest, a national interest and a registrable non-consensual right or interest.

## REVIEW OF THE REGISTRY

### Cape Town Convention and Aircraft Protocol

As of 31 December 2022, there were 81 Parties to the Cape Town Convention and Aircraft Protocol, as follows:

|                                  |                             |
|----------------------------------|-----------------------------|
| Afghanistan                      | Malawi                      |
| Albania                          | Malaysia                    |
| Angola                           | Malta                       |
| Argentina                        | Mexico                      |
| Australia                        | Mongolia                    |
| Bahrain                          | Mozambique                  |
| Bangladesh                       | Myanmar                     |
| Belarus                          | Namibia                     |
| Bhutan                           | Netherlands <sup>7</sup>    |
| Brazil                           | New Zealand                 |
| Burkina Faso                     | Nigeria                     |
| Cabo Verde                       | Norway                      |
| Cameroon                         | Oman                        |
| Canada                           | Pakistan                    |
| China                            | Panama                      |
| Colombia                         | Paraguay                    |
| Congo                            | Qatar                       |
| Costa Rica                       | Republic of Moldova         |
| Côte d'Ivoire                    | Romania                     |
| Cuba                             | Russian Federation          |
| Democratic Republic of the Congo | Rwanda                      |
| Denmark                          | San Marino                  |
| Egypt                            | Saudi Arabia                |
| Eswatini                         | Senegal                     |
| Ethiopia                         | Sierra Leone                |
| European Union                   | Singapore                   |
| Fiji                             | South Africa                |
| Gabon                            | Spain                       |
| Ghana                            | Sweden                      |
| Iceland                          | Tajikistan                  |
| India                            | Togo                        |
| Indonesia                        | Türkiye                     |
| Ireland                          | Ukraine                     |
| Jordan                           | United Arab Emirates        |
| Kazakhstan                       | United Kingdom              |
| Kenya                            | United Republic of Tanzania |
| Kuwait                           | United States               |
| Kyrgyzstan                       | Uzbekistan                  |
| Latvia                           | Viet Nam                    |
| Luxembourg                       | Zambia                      |
| Madagascar                       |                             |

---

<sup>7</sup> For Aruba, Curaçao, Sint Maarten and the Caribbean part of the Netherlands (the islands of Bonaire, Sint Eustatius and Saba).

## Activity levels

Activity levels in 2022 were flat compared to 2021.

There were 150,805 registrations effected in 2022, an increase of 8.2% against 2021. This is the highest annual figure since the International Registry went live in 2006. The previous record was 139,281 in 2021. The figure for registrations includes transfers of a right to consent to the discharge of a registration (RTD).

Overall, registrations actually dropped in 2022; 122,407 down 12% from 139,281 in 2021.

Registrations were made on 37,193 individual objects in 2022, down 4.1% on 2021.

The number of registrations effected through CLOSING ROOM® in 2022 was 106,201. This was a 3% increase on the previous year and represents 70% of all registrations made during the year.

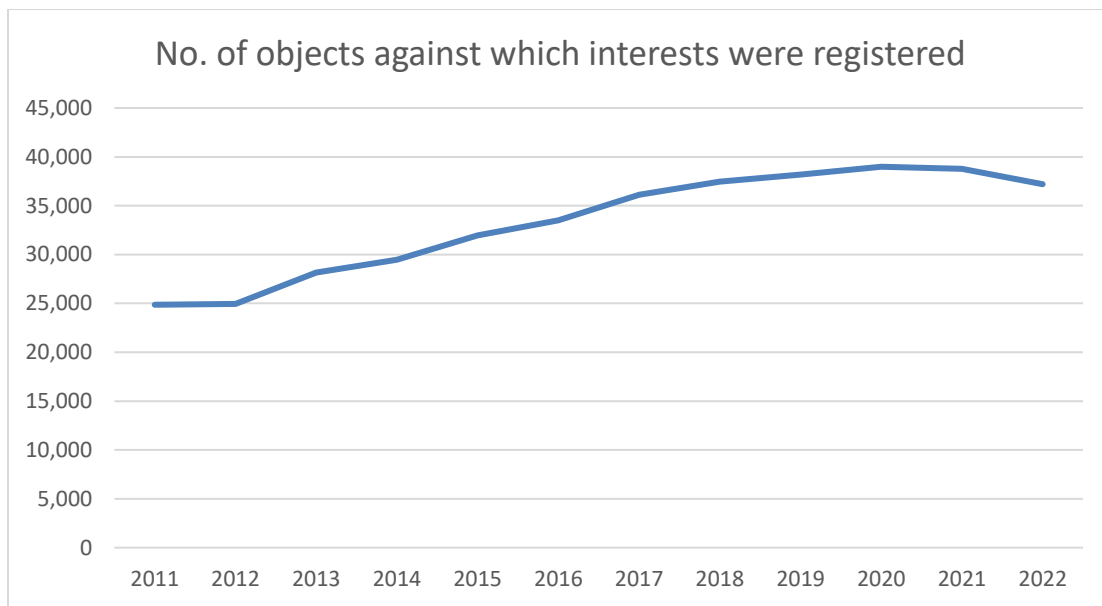
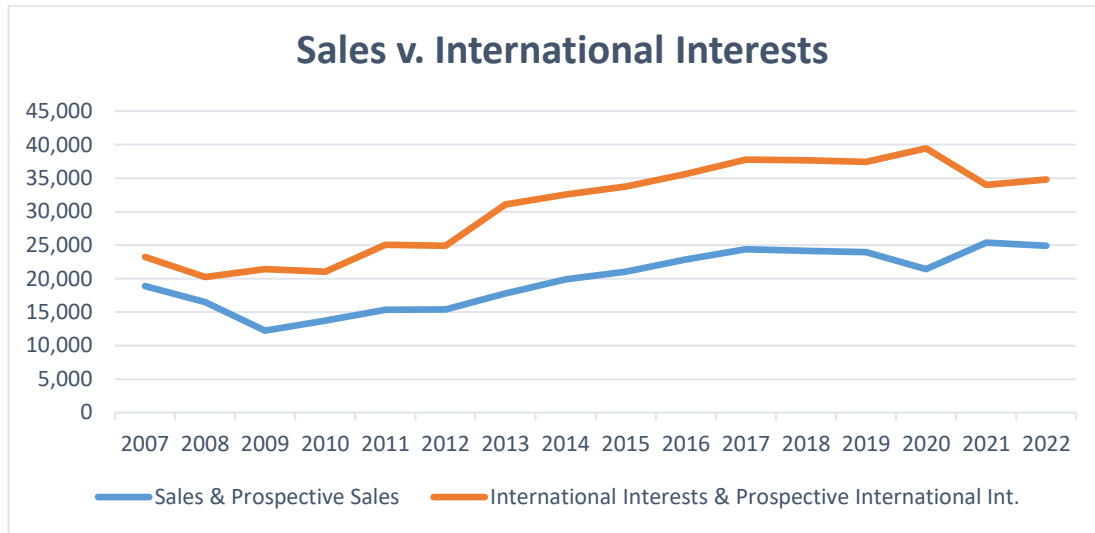
The number of registrations of sales effected in 2022 on the Registry decreased by 1.7%, down to 24,931 from 25,382 the previous year. This was in contrast to the number of registrations of sales effected in 2021 which was the highest number of sales registered in any calendar year since go live.

The combined figure for international interests and prospective international interests (representing financing and leasing of aircraft) increased by 2.4% in 2022 to 34,801 from 33,977 in 2021. The total number of registrations of sales effected compared with international interests is represented in Fig 1 below.

There was a significant increase in the number of RTD transfers recorded in 2022. The number grew by 99% to 28,398 from 14,264 in 2021. The increase related to a significant entity merger which took place during the year, where the surviving entity was transferee on a large proportion of RTD transfers.

The number of priority search certificates issued decreased by 8.3% to 119,670 from 130,548 in 2021. This brought the number of certificates issued back to 2018 levels.

Fig 1

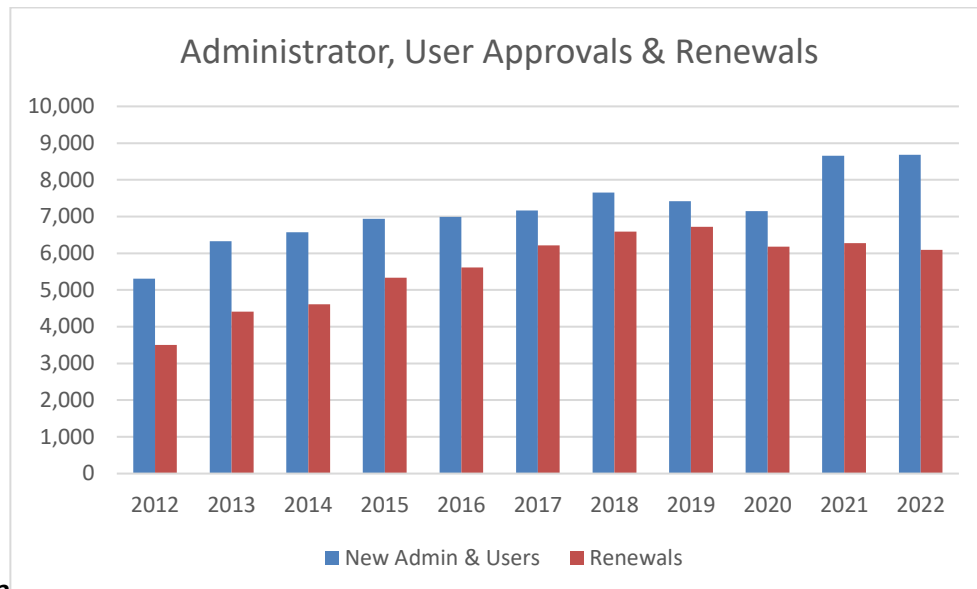


The changes in activity levels against the previous year are noted in the table below.

|  |       |
|--|-------|
| Number of objects against which interests were registered: | -4.1% |
| Number of registrations effected:                          | +8.2% |
| Number of priority search certificates issued:             | -8.3% |

### Administrators and users

The total number of new administrators and users in 2022 remained flat at 8,686, an increase of less than 1% on 2021. Licence renewals decreased by 3% from 6,280 in 2021 to 6,090 in 2022. These figures are represented in Fig 2 below.



**Fig 2**

The number of controlled entities created in 2022 fell by 33% from 256 in 2021 to 171. Controlled entity renewals were relatively flat with a slight decrease of 1% from 863 in 2021 to 854 in 2022.

On 1 June 2022 a new Cloud PKI solution was introduced which removed the need for users to replace their digital certificates if they became lost. Therefore, this transaction type is no longer in use on the International Registry.

|   |        |
|---|--------|
| Number of new administrators and users approved | +0.32% |
| Number of controlled entities created           | -33%   |
| Number of licences renewed                      | -3 %   |
| Number of controlled entities renewed           | -1 %   |

The overall revenue (on a cash basis) for user account type transactions was \$3,129,030 broken down as follows:

| User Set Up | Controlled Entity Set Up | Replacement Administrator | Lost Certificates <sup>8</sup> | Entity Name Changes | Licence Renewals | Controlled Entity Renewals |
|-------------|--------------------------|---------------------------|--------------------------------|---------------------|------------------|----------------------------|
| \$1,679,000 | \$30,780                 | \$14,550                  | \$2,580                        | \$30,400            | \$1,218,000      | \$153,720                  |

## Manufacturer Serial Numbers

By the end of the year, 60 manufacturers were regularly supplying the Registry with updates of the manufacturer serial numbers (MSNs) of airframes, helicopters, and engines. Over 417,217 MSNs are now stored on the Registry system. This information is electronically supplied to registering users. The use of such information, where supplied, is mandatory under Section 5.1 of the Regulations.

<sup>8</sup> This figure represents lost certificate applications from 1 January 2022 to 31 May 2022.



The cooperation of manufacturers in supplying this information to the Registry was arranged through the Aviation Working Group.

### Registry availability<sup>9</sup>

The availability achieved in 2022 was 99.15% compared to 99.32% in 2021. The drop in availability resulted from outages experienced with one major key supplier. The supplier has since changed and therefore this is no longer an issue.

| Registry Availability |        |        |        |        |        |        |        |        |        |        |
|-----------------------|--------|--------|--------|--------|--------|--------|--------|--------|--------|--------|
| 2012                  | 2013   | 2014   | 2015   | 2016   | 2017   | 2018   | 2019   | 2020   | 2021   | 2022   |
| 98.82%                | 98.71% | 99.25% | 99.89% | 99.61% | 98.91% | 99.79% | 99.76% | 99.79% | 99.32% | 99.15% |

### Improvements to the Registry system

There was a significant system upgrade on the International Registry on 1 June 2022. Based on industry feedback, the method of authentication and logging into the International Registry was upgraded. Also, the method of signing registrations was moved to the Cloud, making it available to users from any computer. The upgrade allows users to access the system using a username, password and one-time password from any computer and further enhances the security of the system.

### Google Analytics<sup>10</sup>

Google Analytics™ was first introduced on the Registry in April 2020 and enables better monitoring of user trends on the Registry throughout the year. There was a spike in users in June 2022 due to the Cloud PKI user migration noted above.

| Month           | Jan-22  | Feb-22  | Mar-22  | Apr-22  | May-22  | Jun-22  | Jul-22  | Aug-22  | Sep-22  | Oct-22  | Nov-22  | Dec-22  |
|-----------------|---------|---------|---------|---------|---------|---------|---------|---------|---------|---------|---------|---------|
| Unique Visitors | 2,439   | 2,714   | 3,381   | 2,473   | 3,547   | 7,173   | 2,153   | 1,903   | 1,971   | 2,918   | 3,134   | 2,969   |
| Page Views      | 155,215 | 145,463 | 198,476 | 157,285 | 192,079 | 214,244 | 165,665 | 173,669 | 171,446 | 159,012 | 182,362 | 225,080 |

### Registry system security

In 2022, the cybersecurity auditor for the International Registry, Deloitte Ireland LLP, conducted a number of security audits and penetration tests against the International Registry system and on Aviareto's corporate IT environment, including but not limited to, infrastructure and

<sup>9</sup> Registry availability is the percentage of time the International Registry was available to registry users and guests during the year.

<sup>10</sup> Unique visitors: Number of unduplicated visitors to the website per month. Page views: Total number of pages viewed including any repeated views of a single page.

application penetration testing in cloud and on premise. Risks continue to be monitored and managed, particularly as the Registrar works towards moving the infrastructure to the cloud.

### **Liability insurance**

Errors and omissions insurance cover reduced to \$62.5 million in 2022, compared with \$150 million in 2021. This continues the trend of 2021 where the insurance market hardened further, resulting in lower cover and increased cost.

### **Complaints**

Section 8 of the Regulations and Section 14 of the Procedures make provision for complaints to be made to the Registrar under Section 8.1 (operational complaints) and 8.3 (complaints regarding unilateral registrations).

In 2022 there were no complaints made under Section 8.1 or 8.3.

### **Liaison with the user community**

The Registrar conducted its customary annual survey of customer opinion during the second half of the year. Feedback from the user community and the outcome of the survey are important in shaping the programme for the Registry's future development. The overall weighted Registry user experience achieved a composite score of 8.29 (out of 10) in 2022, a marginal decrease from 8.55 in 2021.

The Registrar continued to maintain close contact with the industry. The Managing Director attended a conference of the Cape Town Convention Academic Project in Cambridge, UK in September, a meeting of the Aviation Working Group ([www.awg.aero](http://www.awg.aero)) in New York, USA in October and meetings with industry representatives in Fort Lauderdale and Seattle, USA in July.

### **Tax free status**

The concession granted by the Irish Revenue Commissioners to the Registrar exempting corporation tax in respect of its operation of the Registry was renewed for 2022.

### **International Standards Organisation (ISO)**

The Registrar achieved a successful surveillance audit to Standard ISO 9001:2015<sup>11</sup>. This was with the National Standards Authority of Ireland. Successful surveillance audits were also

---

<sup>11</sup> ISO Quality Management Systems

carried out by the British Standards Institute on Standards ISO 27001:2013<sup>12</sup> and ISO 22301:2019<sup>13</sup>.

### **Financial performance of the Registrar**

The Statement of Financial Position of the Registrar for 2022 as filed with the Irish Companies Registration Office are included in this report.

The Registrar had a deficit of \$427,601 in income over expenditure in 2022 (\$120,664 surplus in 2021) resulting in a shareholders' surplus of \$9,939,286 (\$10,378,300 in 2021) comprising \$9,699,251 of retained earnings and \$240,035 of called-up share capital. During the course of the year, capital expenditure on the system of \$2,037,431 (\$1,969,434 in 2021) was incurred. At year end the Registrar had deferred revenue obligations to its users of \$1,459,660 (\$1,530,395 in 2021).

### **Cases brought under Article 44 of the Cape Town Convention**

Under Article 44 (1) of the Cape Town Convention, "[t]he courts of the place in which the Registrar has its centre of administration shall have exclusive jurisdiction to award damages or make orders against the Registrar".

As the Registrar is located in Ireland, the Irish High Court has exclusive jurisdiction to award damages and make orders against the Registrar. The relevant Irish legislation is the *International Interests in Mobile Equipment (Cape Town Convention) Act 2005* with procedural matters set out in Order 81A of the *Rules of the Superior Courts*, S.I. No. 31 of 2008.

In 2022 two cases came before the High Court in Ireland. The Registrar was a named Respondent in the proceedings as prescribed by the Rules of the Superior Courts.

The cases proceeded under Article 44 of the Convention, and both related to situations where the right to consent to the discharge (RTD) holders on several registrations had been dissolved. The Applicants brought proceedings seeking to have the registrations discharged by the Registrar. The Court ordered the Registrar to effect the discharges and it duly did so.

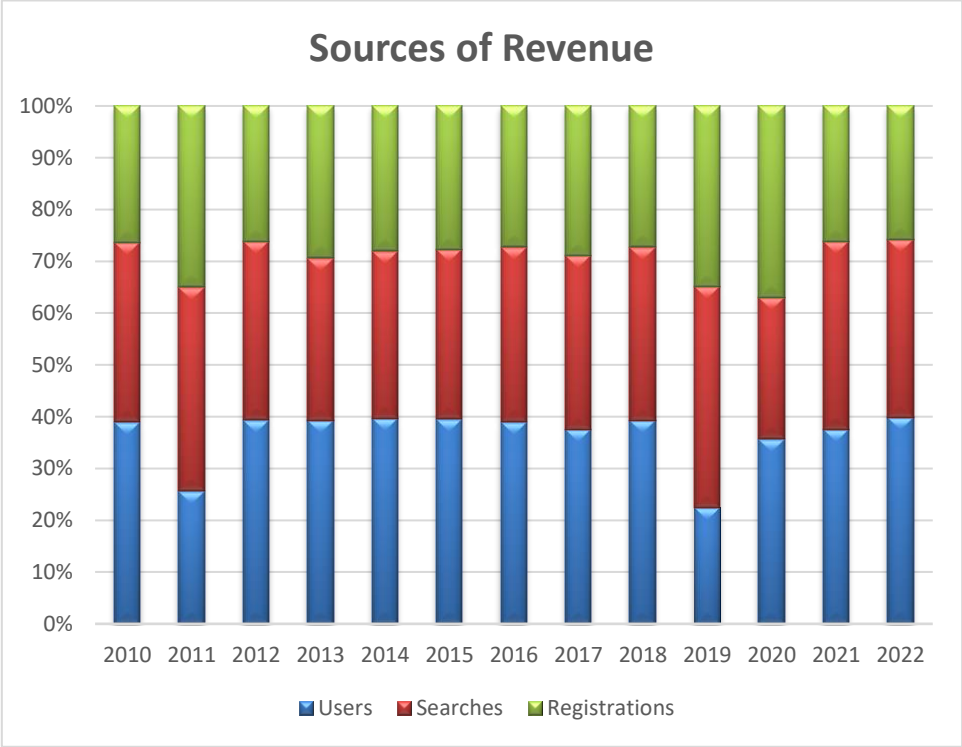
---

<sup>12</sup> ISO Information Security Management Systems

<sup>13</sup> ISO Business Continuity Management Systems

# SOURCES OF REVENUE

Table 1 - Division of the Registrar’s cash income from three main categories: Users, Registrations and Searches<sup>14</sup>



<sup>14</sup> All Fee Categories as outlined in Table 1 of the Fee Schedule Appendix to the Procedures are represented in this table. ‘Registrations’ is the sum of all revenue generated from registration fees and spare engine fees. ‘Users’ is the sum of all revenue generated from controlled entity set-up and renewal fees, user set-up and renewal fees, replacement administrator fees, entity name change fees and lost certificate fees. ‘Searches’ is the sum of all revenue generated from priority search fees and priority search machine-readable format fees.

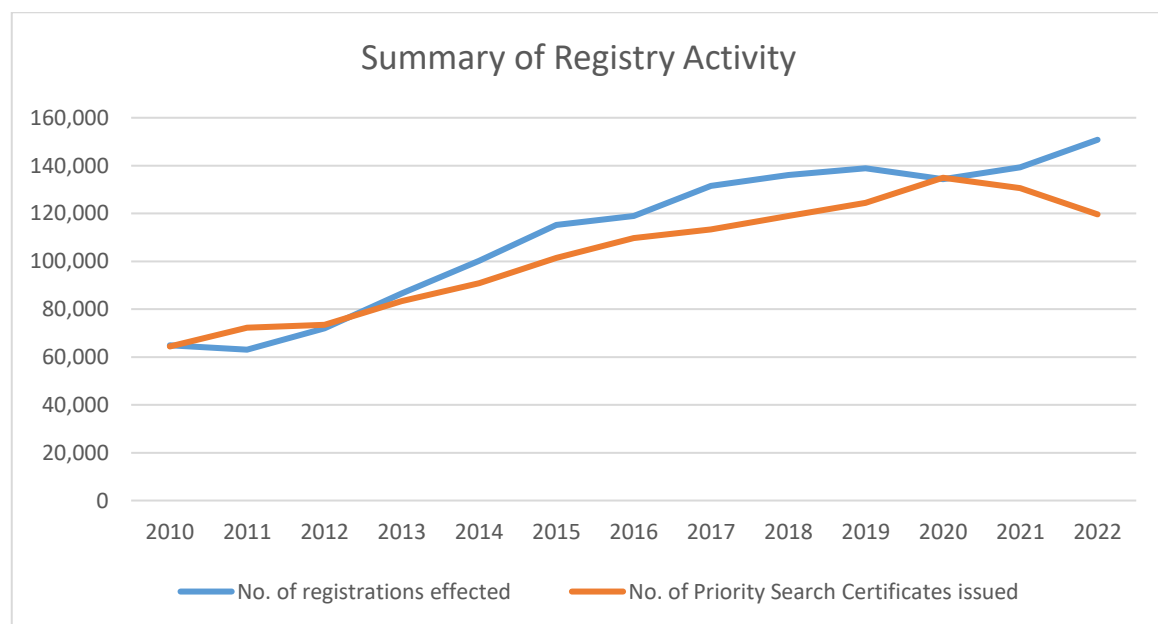
## SUMMARY OF REGISTRY ACTIVITY LEVELS

**Table 2 – Summary of Registry activity levels since 2011**

| Activity   | 2011   | 2012   | 2013   | 2014    | 2015    | 2016    | 2017    | 2018    | 2019      | 2020      | 2021      | 2022      |
|--|--------|--------|--------|---------|---------|---------|---------|---------|-----------|-----------|-----------|-----------|
| No. of objects against which interests were registered | 24,862 | 24,948 | 28,152 | 29,461  | 31,949  | 33,491  | 36,129  | 37,449  | 38,185    | 38,985    | 38,788    | 37,193    |
| No. of registrations effected*                         | 63,060 | 72,034 | 86,612 | 100,188 | 115,255 | 118,940 | 131,562 | 136,020 | 138,834   | 134,316   | 139,281   | 150,805   |
| No. of new administrators and users approved           | 5,100  | 5,310  | 6,325  | 6,570   | 6,939   | 6,993   | 7,166   | 7,657   | 7,418     | 7,147     | 8,685     | 8,686     |
| No. of licence renewals                                | 2,142  | 3,505  | 4,411  | 4,610   | 5,338   | 5,615   | 6,214   | 6,586   | 6,716     | 6,181     | 6,280     | 6,090     |
| No. of Priority Search Certificates issued             | 72,253 | 73,406 | 83,412 | 90,788  | 101,475 | 109,730 | 113,276 | 118,939 | **124,464 | **134,921 | **130,548 | **119,670 |

\* This figure is the total number of registrations effected and, from 2012, includes transfers of a right to consent to the discharge of a registration.

\*\* This figure also includes Priority Search Certificates issued in machine readable format.



**Table 3 - Transaction Volumes by type and country in 2022**

| Country                          | Account Type Transaction |                          |                           |                   |                     |                  |                            | Registration Transactions       |                                  | Searches                          |
|----------------------------------|--------------------------|--------------------------|---------------------------|-------------------|---------------------|------------------|----------------------------|---------------------------------|----------------------------------|-----------------------------------|
|                                  | User Set Up              | Controlled Entity Set Up | Replacement Administrator | Lost Certificates | Entity Name Changes | Licence Renewals | Controlled Entity Renewals | State of Registry <sup>15</sup> | Location of Debtor <sup>16</sup> | Search Certificates <sup>17</sup> |
| Albania                          | 1                        | 0                        | 0                         | 0                 | 0                   | 0                | 0                          | 0                               | 0                                | 0                                 |
| Angola                           | 1                        | 0                        | 0                         | 0                 | 0                   | 1                | 0                          | 5                               | 9                                | 0                                 |
| Antigua and Barbuda              | 0                        | 0                        | 0                         | 0                 | 0                   | 0                | 0                          | 3                               | 0                                | 0                                 |
| Argentina                        | 5                        | 0                        | 0                         | 0                 | 0                   | 4                | 0                          | 90                              | 85                               | 19                                |
| Armenia                          | 1                        | 0                        | 0                         | 0                 | 0                   | 0                | 0                          | 0                               | 0                                | 0                                 |
| Australia                        | 122                      | 0                        | 3                         | 7                 | 4                   | 90               | 2                          | 558                             | 782                              | 1,011                             |
| Austria                          | 18                       | 0                        | 1                         | 0                 | 1                   | 7                | 0                          | 184                             | 44                               | 25                                |
| Azerbaijan                       | 1                        | 0                        | 1                         | 0                 | 0                   | 1                | 0                          | 0                               | 3                                | 4                                 |
| Bahamas                          | 7                        | 0                        | 0                         | 0                 | 0                   | 2                | 0                          | 1                               | 13                               | 0                                 |
| Bahrain                          | 3                        | 0                        | 0                         | 0                 | 0                   | 2                | 0                          | 43                              | 25                               | 0                                 |
| Bangladesh                       | 1                        | 0                        | 0                         | 0                 | 0                   | 2                | 0                          | 23                              | 3                                | 0                                 |
| Barbados                         | 2                        | 0                        | 0                         | 0                 | 0                   | 2                | 0                          | 0                               | 5                                | 0                                 |
| Belarus                          | 0                        | 0                        | 0                         | 0                 | 0                   | 0                | 0                          | 44                              | 0                                | 0                                 |
| Belgium                          | 4                        | 0                        | 0                         | 2                 | 0                   | 8                | 0                          | 38                              | 70                               | 0                                 |
| Belize                           | 1                        | 0                        | 0                         | 0                 | 0                   | 1                | 0                          | 9                               | 10                               | 0                                 |
| Bhutan                           | 0                        | 0                        | 0                         | 0                 | 0                   | 0                | 0                          | 1                               | 0                                | 0                                 |
| Bolivia (Plurinational State of) | 1                        | 0                        | 0                         | 0                 | 0                   | 0                | 0                          | 6                               | 2                                | 0                                 |
| Botswana                         | 0                        | 0                        | 0                         | 0                 | 0                   | 2                | 0                          | 0                               | 0                                | 0                                 |
| Brazil                           | 51                       | 0                        | 3                         | 0                 | 0                   | 32               | 0                          | 1,146                           | 774                              | 1,481                             |
| Bulgaria                         | 3                        | 0                        | 0                         | 0                 | 0                   | 1                | 0                          | 22                              | 10                               | 0                                 |

<sup>15</sup> This data represents registrations effected on the Registry in respect of airframes and helicopters only, as engines do not have a State of Registry.

<sup>16</sup> This data represents the total number of registrations by country of location of the debtor. This figure does not include auto-discharges which may occur with amendment registrations effected under Section 5.13(a) of the Regulations.

<sup>17</sup> This data includes the machine-readable format fee as of 1 October 2019.

|                                  | Account Type Transaction |                          |                           |                   |                     |                  |                            | Registration Transactions       |                                  | Searches                          |
|----------------------------------|--------------------------|--------------------------|---------------------------|-------------------|---------------------|------------------|----------------------------|---------------------------------|----------------------------------|-----------------------------------|
| Country                          | User Set Up              | Controlled Entity Set Up | Replacement Administrator | Lost Certificates | Entity Name Changes | Licence Renewals | Controlled Entity Renewals | State of Registry <sup>15</sup> | Location of Debtor <sup>16</sup> | Search Certificates <sup>17</sup> |
| Burkina Faso                     | 1                        | 0                        | 0                         | 0                 | 0                   | 0                | 0                          | 12                              | 0                                | 0                                 |
| Cabo Verde                       | 0                        | 0                        | 0                         | 0                 | 0                   | 0                | 0                          | 16                              | 6                                | 0                                 |
| Cambodia                         | 1                        | 0                        | 0                         | 0                 | 0                   | 0                | 0                          | 8                               | 0                                | 0                                 |
| Canada                           | 311                      | 1                        | 36                        | 19                | 9                   | 338              | 6                          | 1,911                           | 3,015                            | 2,851                             |
| Chad                             | 1                        | 0                        | 0                         | 0                 | 0                   | 0                | 0                          | 1                               | 0                                | 0                                 |
| Chile                            | 7                        | 0                        | 0                         | 1                 | 1                   | 3                | 1                          | 47                              | 298                              | 1                                 |
| China                            | 145                      | 7                        | 10                        | 5                 | 1                   | 112              | 1                          | 523                             | 540                              | 574                               |
| Colombia                         | 6                        | 0                        | 0                         | 1                 | 0                   | 10               | 0                          | 139                             | 707                              | 1                                 |
| Congo                            | 0                        | 0                        | 1                         | 0                 | 0                   | 2                | 0                          | 0                               | 13                               | 0                                 |
| Cook Islands                     | 0                        | 0                        | 0                         | 0                 | 0                   | 0                | 0                          | 4                               | 0                                | 0                                 |
| Costa Rica                       | 4                        | 0                        | 0                         | 0                 | 0                   | 5                | 0                          | 4                               | 116                              | 0                                 |
| Côte d'Ivoire                    | 0                        | 0                        | 0                         | 0                 | 0                   | 1                | 0                          | 5                               | 0                                | 0                                 |
| Croatia                          | 0                        | 0                        | 0                         | 0                 | 0                   | 0                | 0                          | 5                               | 0                                | 0                                 |
| Cyprus                           | 29                       | 0                        | 1                         | 0                 | 2                   | 5                | 1                          | 2                               | 61                               | 11                                |
| Czechia                          | 2                        | 0                        | 0                         | 0                 | 0                   | 3                | 0                          | 21                              | 18                               | 0                                 |
| Democratic Republic of the Congo | 1                        | 0                        | 0                         | 0                 | 0                   | 0                | 0                          | 7                               | 0                                | 0                                 |
| Denmark                          | 31                       | 0                        | 3                         | 1                 | 0                   | 19               | 6                          | 200                             | 173                              | 769                               |
| Djibouti                         | 1                        | 0                        | 0                         | 0                 | 0                   | 0                | 0                          | 0                               | 0                                | 0                                 |
| Dominican Republic               | 2                        | 0                        | 0                         | 0                 | 0                   | 0                | 0                          | 10                              | 2                                | 1                                 |
| Ecuador                          | 0                        | 0                        | 0                         | 0                 | 0                   | 2                | 0                          | 5                               | 75                               | 0                                 |
| Egypt                            | 7                        | 0                        | 0                         | 0                 | 0                   | 5                | 0                          | 75                              | 113                              | 0                                 |
| El Salvador                      | 1                        | 0                        | 0                         | 0                 | 0                   | 1                | 0                          | 0                               | 159                              | 0                                 |
| Estonia                          | 2                        | 0                        | 0                         | 0                 | 0                   | 1                | 0                          | 15                              | 4                                | 5                                 |
| Ethiopia                         | 0                        | 0                        | 0                         | 0                 | 0                   | 1                | 9                          | 111                             | 64                               | 0                                 |
| Fiji                             | 0                        | 0                        | 0                         | 1                 | 0                   | 3                | 0                          | 4                               | 8                                | 0                                 |
| Finland                          | 1                        | 0                        | 0                         | 1                 | 0                   | 1                | 2                          | 31                              | 24                               | 37                                |
| France                           | 65                       | 4                        | 7                         | 1                 | 1                   | 43               | 91                         | 227                             | 1,888                            | 91                                |
| Gabon                            | 1                        | 0                        | 0                         | 0                 | 0                   | 0                | 0                          | 8                               | 3                                | 0                                 |

|                                  | Account Type Transaction |                          |                           |                   |                     |                  |                            | Registration Transactions       |                                  | Searches                          |
|----------------------------------|--------------------------|--------------------------|---------------------------|-------------------|---------------------|------------------|----------------------------|---------------------------------|----------------------------------|-----------------------------------|
| Country                          | User Set Up              | Controlled Entity Set Up | Replacement Administrator | Lost Certificates | Entity Name Changes | Licence Renewals | Controlled Entity Renewals | State of Registry <sup>15</sup> | Location of Debtor <sup>16</sup> | Search Certificates <sup>17</sup> |
| Georgia                          | 0                        | 0                        | 0                         | 0                 | 0                   | 0                | 0                          | 12                              | 0                                | 1                                 |
| Germany                          | 60                       | 0                        | 3                         | 0                 | 1                   | 43               | 0                          | 81                              | 163                              | 79                                |
| Ghana                            | 0                        | 0                        | 0                         | 1                 | 0                   | 1                | 0                          | 1                               | 3                                | 0                                 |
| Greece                           | 1                        | 0                        | 0                         | 0                 | 0                   | 0                | 0                          | 43                              | 9                                | 0                                 |
| Guatemala                        | 3                        | 0                        | 0                         | 0                 | 0                   | 1                | 0                          | 6                               | 14                               | 0                                 |
| Guinea                           | 0                        | 0                        | 0                         | 0                 | 0                   | 0                | 0                          | 6                               | 0                                | 0                                 |
| Honduras                         | 0                        | 0                        | 0                         | 0                 | 0                   | 1                | 0                          | 3                               | 2                                | 0                                 |
| Hungary                          | 0                        | 0                        | 2                         | 2                 | 0                   | 1                | 0                          | 101                             | 12                               | 0                                 |
| Iceland                          | 3                        | 0                        | 0                         | 0                 | 0                   | 6                | 1                          | 79                              | 121                              | 3                                 |
| India                            | 28                       | 0                        | 2                         | 1                 | 1                   | 13               | 0                          | 1,057                           | 640                              | 2,862                             |
| Indonesia                        | 8                        | 0                        | 1                         | 3                 | 0                   | 16               | 0                          | 1,219                           | 592                              | 18                                |
| Ireland                          | 891                      | 27                       | 47                        | 36                | 26                  | 559              | 263                        | 1,075                           | 9,935                            | 12,336                            |
| Israel                           | 4                        | 0                        | 0                         | 0                 | 0                   | 1                | 0                          | 9                               | 21                               | 2                                 |
| Italy                            | 10                       | 1                        | 1                         | 0                 | 1                   | 9                | 1                          | 44                              | 143                              | 2                                 |
| Japan                            | 218                      | 10                       | 10                        | 26                | 1                   | 277              | 151                        | 32                              | 741                              | 190                               |
| Jordan                           | 1                        | 0                        | 1                         | 0                 | 0                   | 3                | 0                          | 14                              | 16                               | 8                                 |
| Kazakhstan                       | 1                        | 0                        | 0                         | 0                 | 0                   | 3                | 0                          | 19                              | 65                               | 5                                 |
| Kenya                            | 10                       | 0                        | 0                         | 0                 | 1                   | 10               | 0                          | 123                             | 57                               | 7                                 |
| Kuwait                           | 0                        | 0                        | 0                         | 0                 | 0                   | 1                | 0                          | 9                               | 17                               | 0                                 |
| Kyrgyzstan                       | 1                        | 0                        | 0                         | 0                 | 0                   | 0                | 0                          | 0                               | 0                                | 0                                 |
| Lao People's Democratic Republic | 2                        | 0                        | 0                         | 0                 | 0                   | 0                | 0                          | 0                               | 6                                | 0                                 |
| Latvia                           | 4                        | 0                        | 0                         | 0                 | 0                   | 2                | 0                          | 179                             | 122                              | 2                                 |
| Lebanon                          | 4                        | 0                        | 1                         | 0                 | 0                   | 1                | 0                          | 0                               | 9                                | 1                                 |
| Libya                            | 0                        | 0                        | 0                         | 0                 | 0                   | 0                | 0                          | 1                               | 0                                | 0                                 |
| Liechtenstein                    | 2                        | 0                        | 0                         | 0                 | 0                   | 0                | 0                          | 0                               | 8                                | 0                                 |
| Lithuania                        | 3                        | 0                        | 1                         | 0                 | 0                   | 3                | 0                          | 23                              | 20                               | 55                                |
| Luxembourg                       | 20                       | 0                        | 2                         | 4                 | 0                   | 39               | 1                          | 38                              | 302                              | 121                               |
| Madagascar                       | 0                        | 0                        | 0                         | 0                 | 0                   | 0                | 0                          | 1                               | 0                                | 0                                 |



|                       | Account Type Transaction |                          |                           |                   |                     |                  |                            | Registration Transactions       |                                  | Searches                          |
|-----------------------|--------------------------|--------------------------|---------------------------|-------------------|---------------------|------------------|----------------------------|---------------------------------|----------------------------------|-----------------------------------|
| Country               | User Set Up              | Controlled Entity Set Up | Replacement Administrator | Lost Certificates | Entity Name Changes | Licence Renewals | Controlled Entity Renewals | State of Registry <sup>15</sup> | Location of Debtor <sup>16</sup> | Search Certificates <sup>17</sup> |
| Malaysia              | 38                       | 0                        | 1                         | 8                 | 1                   | 27               | 1                          | 436                             | 746                              | 132                               |
| Maldives              | 2                        | 0                        | 0                         | 0                 | 0                   | 0                | 0                          | 25                              | 6                                | 0                                 |
| Malta                 | 28                       | 43                       | 4                         | 0                 | 1                   | 49               | 49                         | 775                             | 946                              | 345                               |
| Marshall Islands      | 8                        | 0                        | 0                         | 0                 | 0                   | 2                | 0                          | 0                               | 12                               | 0                                 |
| Mauritius             | 4                        | 0                        | 0                         | 0                 | 0                   | 11               | 0                          | 4                               | 89                               | 29                                |
| Mexico                | 41                       | 0                        | 1                         | 4                 | 1                   | 46               | 0                          | 953                             | 625                              | 676                               |
| Monaco                | 5                        | 0                        | 0                         | 0                 | 0                   | 3                | 0                          | 0                               | 3                                | 2                                 |
| Mongolia              | 4                        | 0                        | 0                         | 0                 | 0                   | 1                | 0                          | 22                              | 11                               | 4                                 |
| Morocco               | 1                        | 0                        | 0                         | 0                 | 0                   | 0                | 0                          | 23                              | 10                               | 0                                 |
| Mozambique            | 2                        | 0                        | 0                         | 0                 | 1                   | 1                | 0                          | 9                               | 14                               | 0                                 |
| Myanmar               | 0                        | 0                        | 0                         | 0                 | 0                   | 3                | 0                          | 95                              | 6                                | 1                                 |
| Namibia               | 0                        | 0                        | 0                         | 0                 | 0                   | 0                | 0                          | 2                               | 0                                | 0                                 |
| Nauru                 | 1                        | 0                        | 0                         | 0                 | 0                   | 0                | 0                          | 0                               | 0                                | 0                                 |
| Netherlands           | 16                       | 0                        | 4                         | 0                 | 1                   | 21               | 2                          | 40                              | 170                              | 1,060                             |
| Netherlands - Aruba   | 6                        | 0                        | 0                         | 0                 | 0                   | 4                | 0                          | 90                              | 91                               | 3                                 |
| Netherlands - Curaçao | 2                        | 0                        | 0                         | 0                 | 0                   | 1                | 0                          | 0                               | 20                               | 0                                 |
| New Zealand           | 49                       | 0                        | 8                         | 1                 | 0                   | 73               | 0                          | 116                             | 181                              | 305                               |
| Nicaragua             | 1                        | 0                        | 0                         | 0                 | 0                   | 0                | 0                          | 2                               | 2                                | 0                                 |
| Nigeria               | 7                        | 0                        | 2                         | 0                 | 0                   | 7                | 0                          | 14                              | 21                               | 8                                 |
| Norway                | 29                       | 1                        | 1                         | 4                 | 0                   | 18               | 0                          | 365                             | 250                              | 88                                |
| Oman                  | 1                        | 0                        | 0                         | 0                 | 0                   | 1                | 0                          | 16                              | 19                               | 0                                 |
| Pakistan              | 3                        | 0                        | 0                         | 0                 | 0                   | 0                | 0                          | 14                              | 17                               | 7                                 |
| Panama                | 15                       | 0                        | 0                         | 0                 | 0                   | 11               | 1                          | 120                             | 138                              | 0                                 |
| Papua New Guinea      | 1                        | 0                        | 0                         | 0                 | 0                   | 1                | 0                          | 53                              | 9                                | 0                                 |
| Paraguay              | 3                        | 0                        | 0                         | 0                 | 0                   | 1                | 0                          | 0                               | 6                                | 0                                 |
| Peru                  | 1                        | 0                        | 0                         | 0                 | 0                   | 1                | 0                          | 3                               | 0                                | 0                                 |
| Philippines           | 1                        | 0                        | 0                         | 2                 | 0                   | 3                | 0                          | 70                              | 11                               | 1                                 |
| Poland                | 3                        | 0                        | 0                         | 0                 | 0                   | 1                | 0                          | 65                              | 5                                | 0                                 |

|                                  | Account Type Transaction |                          |                           |                   |                     |                  |                            | Registration Transactions       |                                  | Searches                          |
|----------------------------------|--------------------------|--------------------------|---------------------------|-------------------|---------------------|------------------|----------------------------|---------------------------------|----------------------------------|-----------------------------------|
| Country                          | User Set Up              | Controlled Entity Set Up | Replacement Administrator | Lost Certificates | Entity Name Changes | Licence Renewals | Controlled Entity Renewals | State of Registry <sup>15</sup> | Location of Debtor <sup>16</sup> | Search Certificates <sup>17</sup> |
| Portugal                         | 4                        | 0                        | 0                         | 1                 | 1                   | 8                | 0                          | 71                              | 15                               | 4                                 |
| Qatar                            | 0                        | 0                        | 0                         | 0                 | 0                   | 3                | 0                          | 58                              | 94                               | 0                                 |
| Republic of Korea                | 5                        | 0                        | 0                         | 0                 | 0                   | 0                | 0                          | 88                              | 7                                | 8                                 |
| Republic of Moldova              | 0                        | 0                        | 0                         | 1                 | 0                   | 2                | 0                          | 7                               | 4                                | 0                                 |
| Romania                          | 7                        | 0                        | 1                         | 1                 | 1                   | 6                | 0                          | 54                              | 47                               | 20                                |
| Russian Federation               | 7                        | 0                        | 0                         | 1                 | 0                   | 4                | 0                          | 6                               | 63                               | 14                                |
| Rwanda                           | 1                        | 0                        | 0                         | 0                 | 0                   | 0                | 0                          | 3                               | 3                                | 0                                 |
| Saint Kitts and Nevis            | 1                        | 0                        | 0                         | 0                 | 0                   | 0                | 0                          | 0                               | 3                                | 0                                 |
| Saint Vincent and the Grenadines | 3                        | 0                        | 0                         | 0                 | 0                   | 0                | 0                          | 0                               | 6                                | 0                                 |
| Samoa                            | 1                        | 0                        | 0                         | 0                 | 0                   | 1                | 0                          | 0                               | 0                                | 0                                 |
| San Marino                       | 0                        | 0                        | 0                         | 0                 | 0                   | 3                | 0                          | 64                              | 3                                | 27                                |
| Saudi Arabia                     | 7                        | 0                        | 0                         | 0                 | 0                   | 3                | 0                          | 35                              | 50                               | 0                                 |
| Senegal                          | 1                        | 0                        | 0                         | 0                 | 0                   | 0                | 0                          | 12                              | 11                               | 0                                 |
| Serbia                           | 0                        | 0                        | 0                         | 0                 | 0                   | 0                | 0                          | 6                               | 0                                | 0                                 |
| Seychelles                       | 8                        | 0                        | 1                         | 0                 | 0                   | 0                | 0                          | 0                               | 19                               | 1                                 |
| Singapore                        | 48                       | 0                        | 5                         | 16                | 2                   | 58               | 19                         | 143                             | 627                              | 1,343                             |
| Slovakia                         | 2                        | 0                        | 0                         | 0                 | 0                   | 0                | 0                          | 7                               | 0                                | 1                                 |
| Slovenia                         | 0                        | 0                        | 0                         | 0                 | 0                   | 0                | 0                          | 0                               | 1                                | 0                                 |
| South Africa                     | 24                       | 0                        | 1                         | 1                 | 0                   | 14               | 0                          | 290                             | 171                              | 10                                |
| Spain                            | 15                       | 0                        | 1                         | 2                 | 0                   | 29               | 0                          | 580                             | 521                              | 268                               |
| Sudan                            | 1                        | 0                        | 0                         | 0                 | 0                   | 0                | 0                          | 0                               | 0                                | 0                                 |
| Sweden                           | 34                       | 1                        | 1                         | 0                 | 2                   | 34               | 2                          | 164                             | 254                              | 33                                |
| Switzerland                      | 31                       | 0                        | 0                         | 2                 | 0                   | 18               | 0                          | 24                              | 100                              | 46                                |
| Tajikistan                       | 1                        | 0                        | 0                         | 0                 | 0                   | 0                | 0                          | 0                               | 6                                | 1                                 |
| Thailand                         | 4                        | 0                        | 0                         | 0                 | 0                   | 1                | 0                          | 83                              | 17                               | 3                                 |
| Togo                             | 0                        | 0                        | 0                         | 1                 | 0                   | 1                | 0                          | 0                               | 3                                | 0                                 |
| Tonga                            | 0                        | 0                        | 0                         | 0                 | 0                   | 0                | 0                          | 4                               | 0                                | 0                                 |
| Trinidad and Tobago              | 0                        | 0                        | 0                         | 0                 | 0                   | 0                | 0                          | 13                              | 1                                | 0                                 |

|                                    | Account Type Transaction |                          |                           |                   |                     |                  |                            | Registration Transactions       |                                  | Searches                          |
|------------------------------------|--------------------------|--------------------------|---------------------------|-------------------|---------------------|------------------|----------------------------|---------------------------------|----------------------------------|-----------------------------------|
| Country                            | User Set Up              | Controlled Entity Set Up | Replacement Administrator | Lost Certificates | Entity Name Changes | Licence Renewals | Controlled Entity Renewals | State of Registry <sup>15</sup> | Location of Debtor <sup>16</sup> | Search Certificates <sup>17</sup> |
| Tunisia                            | 0                        | 0                        | 0                         | 0                 | 0                   | 0                | 0                          | 7                               | 0                                | 0                                 |
| Türkiye                            | 21                       | 0                        | 3                         | 2                 | 2                   | 16               | 0                          | 473                             | 340                              | 27                                |
| Uganda                             | 0                        | 0                        | 0                         | 0                 | 0                   | 0                | 0                          | 1                               | 0                                | 0                                 |
| Ukraine                            | 1                        | 0                        | 0                         | 0                 | 0                   | 3                | 0                          | 83                              | 8                                | 8                                 |
| United Arab Emirates               | 52                       | 0                        | 1                         | 4                 | 2                   | 39               | 0                          | 311                             | 320                              | 252                               |
| United Kingdom                     | 178                      | 1                        | 27                        | 15                | 7                   | 150              | 1                          | 993                             | 1,705                            | 5,561                             |
| United Kingdom - Anguilla          | 0                        | 0                        | 0                         | 0                 | 0                   | 1                | 0                          | 0                               | 0                                | 0                                 |
| United Kingdom - Bermuda           | 25                       | 0                        | 1                         | 1                 | 0                   | 19               | 10                         | 410                             | 183                              | 3                                 |
| United Kingdom - Cayman Islands    | 188                      | 0                        | 8                         | 3                 | 1                   | 69               | 9                          | 162                             | 819                              | 45                                |
| United Kingdom - Gibraltar         | 4                        | 0                        | 0                         | 1                 | 0                   | 12               | 0                          | 0                               | 5                                | 0                                 |
| United Kingdom - Guernsey          | 10                       | 0                        | 7                         | 0                 | 1                   | 17               | 0                          | 86                              | 78                               | 12                                |
| United Kingdom - Isle Of Man       | 36                       | 0                        | 0                         | 0                 | 0                   | 24               | 0                          | 59                              | 69                               | 1                                 |
| United Kingdom - Jersey            | 5                        | 0                        | 0                         | 0                 | 0                   | 5                | 0                          | 0                               | 37                               | 4                                 |
| United Kingdom - Turks and Caicos  | 2                        | 0                        | 0                         | 0                 | 0                   | 0                | 0                          | 0                               | 0                                | 4                                 |
| United Kingdom - Virgin Islands    | 80                       | 0                        | 0                         | 1                 | 1                   | 33               | 1                          | 1                               | 284                              | 23                                |
| United Republic of Tanzania        | 5                        | 0                        | 0                         | 0                 | 0                   | 1                | 0                          | 15                              | 4                                | 0                                 |
| United States                      | 5,178                    | 75                       | 76                        | 74                | 77                  | 3,523            | 223                        | 19,421                          | 43,247                           | 86,693                            |
| Uruguay                            | 0                        | 0                        | 0                         | 0                 | 0                   | 2                | 0                          | 0                               | 0                                | 0                                 |
| Uzbekistan                         | 5                        | 0                        | 0                         | 0                 | 0                   | 1                | 0                          | 13                              | 19                               | 0                                 |
| Vanuatu                            | 1                        | 0                        | 0                         | 0                 | 0                   | 0                | 0                          | 0                               | 0                                | 0                                 |
| Venezuela (Bolivarian Republic of) | 4                        | 0                        | 0                         | 0                 | 0                   | 0                | 0                          | 1                               | 3                                | 1                                 |
| Viet Nam                           | 6                        | 0                        | 0                         | 0                 | 0                   | 4                | 0                          | 155                             | 62                               | 23                                |
| Zambia                             | 2                        | 0                        | 0                         | 0                 | 0                   | 0                | 0                          | 0                               | 6                                | 0                                 |
| <b>Grand Total</b>                 | <b>8,395</b>             | <b>171</b>               | <b>291</b>                | <b>258</b>        | <b>152</b>          | <b>6,090</b>     | <b>854</b>                 | <b>36,954</b>                   | <b>74,763</b>                    | <b>119,670</b>                    |

**Table 4 - Transaction volumes by revenue and country in 2022**

| Country                          | User Set Up \$ | Controlled Entity Set Up \$ | Replacement Administrator \$ | Lost Certificates \$ | Entity Name Changes \$ | Licence Renewals \$ | Controlled Entity Renewals \$ | Search Certificates \$ |
|----------------------------------|----------------|-----------------------------|------------------------------|----------------------|------------------------|---------------------|-------------------------------|------------------------|
| Albania                          | 200            | 0                           | 0                            | 0                    | 0                      | 0                   | 0                             | 0                      |
| Angola                           | 200            | 0                           | 0                            | 0                    | 0                      | 200                 | 0                             | 0                      |
| Antigua and Barbuda              | 0              | 0                           | 0                            | 0                    | 0                      | 0                   | 0                             | 0                      |
| Argentina                        | 1,000          | 0                           | 0                            | 0                    | 0                      | 800                 | 0                             | 438                    |
| Armenia                          | 200            | 0                           | 0                            | 0                    | 0                      | 0                   | 0                             | 0                      |
| Australia                        | 24,400         | 0                           | 150                          | 70                   | 800                    | 18,000              | 360                           | 22,252                 |
| Austria                          | 3,600          | 0                           | 50                           | 0                    | 200                    | 1,400               | 0                             | 550                    |
| Azerbaijan                       | 200            | 0                           | 50                           | 0                    | 0                      | 200                 | 0                             | 88                     |
| Bahamas                          | 1,400          | 0                           | 0                            | 0                    | 0                      | 400                 | 0                             | 0                      |
| Bahrain                          | 600            | 0                           | 0                            | 0                    | 0                      | 400                 | 0                             | 0                      |
| Bangladesh                       | 200            | 0                           | 0                            | 0                    | 0                      | 400                 | 0                             | 0                      |
| Barbados                         | 400            | 0                           | 0                            | 0                    | 0                      | 400                 | 0                             | 0                      |
| Belarus                          | 0              | 0                           | 0                            | 0                    | 0                      | 0                   | 0                             | 0                      |
| Belgium                          | 800            | 0                           | 0                            | 20                   | 0                      | 1,600               | 0                             | 0                      |
| Belize                           | 200            | 0                           | 0                            | 0                    | 0                      | 200                 | 0                             | 0                      |
| Bhutan                           | 0              | 0                           | 0                            | 0                    | 0                      | 0                   | 0                             | 0                      |
| Bolivia (Plurinational State of) | 200            | 0                           | 0                            | 0                    | 0                      | 0                   | 0                             | 0                      |
| Botswana                         | 0              | 0                           | 0                            | 0                    | 0                      | 400                 | 0                             | 0                      |
| Brazil                           | 10,200         | 0                           | 150                          | 0                    | 0                      | 6,400               | 0                             | 32,582                 |
| Bulgaria                         | 600            | 0                           | 0                            | 0                    | 0                      | 200                 | 0                             | 0                      |
| Burkina Faso                     | 200            | 0                           | 0                            | 0                    | 0                      | 0                   | 0                             | 0                      |
| Cabo Verde                       | 0              | 0                           | 0                            | 0                    | 0                      | 0                   | 0                             | 0                      |
| Cambodia                         | 200            | 0                           | 0                            | 0                    | 0                      | 0                   | 0                             | 0                      |
| Canada                           | 62,200         | 180                         | 1,800                        | 190                  | 1,800                  | 67,600              | 1,080                         | 62,752                 |
| Chad                             | 200            | 0                           | 0                            | 0                    | 0                      | 0                   | 0                             | 0                      |
| Chile                            | 1,400          | 0                           | 0                            | 10                   | 200                    | 600                 | 180                           | 22                     |
| China                            | 29,000         | 1,260                       | 500                          | 50                   | 200                    | 22,400              | 180                           | 12,648                 |
| Colombia                         | 1,200          | 0                           | 0                            | 10                   | 0                      | 2,000               | 0                             | 22                     |

| Country                          | User Set Up \$ | Controlled Entity Set Up \$ | Replacement Administrator \$ | Lost Certificates \$ | Entity Name Changes \$ | Licence Renewals \$ | Controlled Entity Renewals \$ | Search Certificates \$ |
|----------------------------------|----------------|-----------------------------|------------------------------|----------------------|------------------------|---------------------|-------------------------------|------------------------|
| Congo                            |                |                             |                              |                      |                        |                     |                               |                        |
| Cook Islands                     | 0              | 0                           | 0                            | 0                    | 0                      | 0                   | 0                             | 0                      |
| Costa Rica                       | 800            | 0                           | 0                            | 0                    | 0                      | 1,000               | 0                             | 0                      |
| Côte d'Ivoire                    | 0              | 0                           | 0                            | 0                    | 0                      | 200                 | 0                             | 0                      |
| Croatia                          | 0              | 0                           | 0                            | 0                    | 0                      | 0                   | 0                             | 0                      |
| Cyprus                           | 5,800          | 0                           | 50                           | 0                    | 400                    | 1,000               | 180                           | 242                    |
| Czechia                          | 400            | 0                           | 0                            | 0                    | 0                      | 600                 | 0                             | 0                      |
| Democratic Republic of the Congo | 200            | 0                           | 0                            | 0                    | 0                      | 0                   | 0                             | 0                      |
| Denmark                          | 6,200          | 0                           | 150                          | 10                   | 0                      | 3,800               | 1,080                         | 16,928                 |
| Djibouti                         | 200            | 0                           | 0                            | 0                    | 0                      | 0                   | 0                             | 0                      |
| Dominican Republic               | 400            | 0                           | 0                            | 0                    | 0                      | 0                   | 0                             | 22                     |
| Ecuador                          | 0              | 0                           | 0                            | 0                    | 0                      | 400                 | 0                             | 0                      |
| Egypt                            | 1,400          | 0                           | 0                            | 0                    | 0                      | 1,000               | 0                             | 0                      |
| El Salvador                      | 200            | 0                           | 0                            | 0                    | 0                      | 200                 | 0                             | 0                      |
| Estonia                          | 400            | 0                           | 0                            | 0                    | 0                      | 200                 | 0                             | 110                    |
| Ethiopia                         | 0              | 0                           | 0                            | 0                    | 0                      | 200                 | 1,620                         | 0                      |
| Fiji                             | 0              | 0                           | 0                            | 10                   | 0                      | 600                 | 0                             | 0                      |
| Finland                          | 200            | 0                           | 0                            | 10                   | 0                      | 200                 | 360                           | 824                    |
| France                           | 13,000         | 720                         | 350                          | 10                   | 200                    | 8,600               | 16,380                        | 2,002                  |
| Gabon                            | 200            | 0                           | 0                            | 0                    | 0                      | 0                   | 0                             | 0                      |
| Georgia                          | 0              | 0                           | 0                            | 0                    | 0                      | 0                   | 0                             | 22                     |
| Germany                          | 12,000         | 0                           | 150                          | 0                    | 200                    | 8,600               | 0                             | 1,738                  |
| Ghana                            | 0              | 0                           | 0                            | 10                   | 0                      | 200                 | 0                             | 0                      |
| Greece                           | 200            | 0                           | 0                            | 0                    | 0                      | 0                   | 0                             | 0                      |
| Guatemala                        | 600            | 0                           | 0                            | 0                    | 0                      | 200                 | 0                             | 0                      |
| Guinea                           | 0              | 0                           | 0                            | 0                    | 0                      | 0                   | 0                             | 0                      |
| Honduras                         | 0              | 0                           | 0                            | 0                    | 0                      | 200                 | 0                             | 0                      |
| Hungary                          | 0              | 0                           | 100                          | 20                   | 0                      | 200                 | 0                             | 0                      |
| Iceland                          | 600            | 0                           | 0                            | 0                    | 0                      | 1,200               | 180                           | 66                     |
| India                            | 5,600          | 0                           | 100                          | 10                   | 200                    | 2,600               | 0                             | 62,974                 |

| Country                          | User Set Up \$ | Controlled Entity Set Up \$ | Replacement Administrator \$ | Lost Certificates \$ | Entity Name Changes \$ | Licence Renewals \$ | Controlled Entity Renewals \$ | Search Certificates \$ |
|----------------------------------|----------------|-----------------------------|------------------------------|----------------------|------------------------|---------------------|-------------------------------|------------------------|
| Indonesia                        | 1,600          | 0                           | 50                           | 30                   | 0                      | 3,200               | 0                             | 416                    |
| Ireland                          | 178,200        | 4,860                       | 2,350                        | 360                  | 5,200                  | 111,800             | 47,340                        | 271,402                |
| Israel                           | 800            | 0                           | 0                            | 0                    | 0                      | 200                 | 0                             | 44                     |
| Italy                            | 2,000          | 180                         | 50                           | 0                    | 200                    | 1,800               | 180                           | 44                     |
| Japan                            | 43,600         | 1,800                       | 500                          | 260                  | 200                    | 55,400              | 27,180                        | 4,190                  |
| Jordan                           | 200            | 0                           | 50                           | 0                    | 0                      | 600                 | 0                             | 176                    |
| Kazakhstan                       | 200            | 0                           | 0                            | 0                    | 0                      | 600                 | 0                             | 110                    |
| Kenya                            | 2,000          | 0                           | 0                            | 0                    | 200                    | 2,000               | 0                             | 154                    |
| Kuwait                           | 0              | 0                           | 0                            | 0                    | 0                      | 200                 | 0                             | 0                      |
| Kyrgyzstan                       | 200            | 0                           | 0                            | 0                    | 0                      | 0                   | 0                             | 0                      |
| Lao People's Democratic Republic | 400            | 0                           | 0                            | 0                    | 0                      | 0                   | 0                             | 0                      |
| Latvia                           | 800            | 0                           | 0                            | 0                    | 0                      | 400                 | 0                             | 44                     |
| Lebanon                          | 800            | 0                           | 50                           | 0                    | 0                      | 200                 | 0                             | 22                     |
| Libya                            | 0              | 0                           | 0                            | 0                    | 0                      | 0                   | 0                             | 0                      |
| Liechtenstein                    | 400            | 0                           | 0                            | 0                    | 0                      | 0                   | 0                             | 0                      |
| Lithuania                        | 600            | 0                           | 50                           | 0                    | 0                      | 600                 | 0                             | 1,210                  |
| Luxembourg                       | 4,000          | 0                           | 100                          | 40                   | 0                      | 7,800               | 180                           | 2,662                  |
| Madagascar                       | 0              | 0                           | 0                            | 0                    | 0                      | 0                   | 0                             | 0                      |
| Malaysia                         | 7,600          | 0                           | 50                           | 80                   | 200                    | 5,400               | 180                           | 2,904                  |
| Maldives                         | 400            | 0                           | 0                            | 0                    | 0                      | 0                   | 0                             | 0                      |
| Malta                            | 5,600          | 7,740                       | 200                          | 0                    | 200                    | 9,800               | 8,820                         | 7,590                  |
| Marshall Islands                 | 1,600          | 0                           | 0                            | 0                    | 0                      | 400                 | 0                             | 0                      |
| Mauritius                        | 800            | 0                           | 0                            | 0                    | 0                      | 2,200               | 0                             | 638                    |
| Mexico                           | 8,200          | 0                           | 50                           | 40                   | 200                    | 9,200               | 0                             | 14,882                 |
| Monaco                           | 1,000          | 0                           | 0                            | 0                    | 0                      | 600                 | 0                             | 44                     |
| Mongolia                         | 800            | 0                           | 0                            | 0                    | 0                      | 200                 | 0                             | 88                     |
| Morocco                          | 200            | 0                           | 0                            | 0                    | 0                      | 0                   | 0                             | 0                      |
| Mozambique                       | 400            | 0                           | 0                            | 0                    | 200                    | 200                 | 0                             | 0                      |
| Myanmar                          | 0              | 0                           | 0                            | 0                    | 0                      | 600                 | 0                             | 22                     |
| Namibia                          | 0              | 0                           | 0                            | 0                    | 0                      | 0                   | 0                             | 0                      |

| Country                          | User Set Up \$ | Controlled Entity Set Up \$ | Replacement Administrator \$ | Lost Certificates \$ | Entity Name Changes \$ | Licence Renewals \$ | Controlled Entity Renewals \$ | Search Certificates \$ |
|----------------------------------|----------------|-----------------------------|------------------------------|----------------------|------------------------|---------------------|-------------------------------|------------------------|
| Nauru                            | 200            | 0                           | 0                            | 0                    | 0                      | 0                   | 0                             | 0                      |
| Netherlands                      | 3,200          | 0                           | 200                          | 0                    | 200                    | 4,200               | 360                           | 23,350                 |
| Netherlands - Aruba              | 1,200          | 0                           | 0                            | 0                    | 0                      | 800                 | 0                             | 66                     |
| Netherlands - Curaçao            | 400            | 0                           | 0                            | 0                    | 0                      | 200                 | 0                             | 0                      |
| New Zealand                      | 9,800          | 0                           | 400                          | 10                   | 0                      | 14,600              | 0                             | 6,720                  |
| Nicaragua                        | 200            | 0                           | 0                            | 0                    | 0                      | 0                   | 0                             | 0                      |
| Nigeria                          | 1,400          | 0                           | 100                          | 0                    | 0                      | 1,400               | 0                             | 176                    |
| Norway                           | 5,800          | 180                         | 50                           | 40                   | 0                      | 3,600               | 0                             | 1,936                  |
| Oman                             | 200            | 0                           | 0                            | 0                    | 0                      | 200                 | 0                             | 0                      |
| Pakistan                         | 600            | 0                           | 0                            | 0                    | 0                      | 0                   | 0                             | 164                    |
| Panama                           | 3,000          | 0                           | 0                            | 0                    | 0                      | 2,200               | 180                           | 0                      |
| Papua New Guinea                 | 200            | 0                           | 0                            | 0                    | 0                      | 200                 | 0                             | 0                      |
| Paraguay                         | 600            | 0                           | 0                            | 0                    | 0                      | 200                 | 0                             | 0                      |
| Peru                             | 200            | 0                           | 0                            | 0                    | 0                      | 200                 | 0                             | 0                      |
| Philippines                      | 200            | 0                           | 0                            | 20                   | 0                      | 600                 | 0                             | 22                     |
| Poland                           | 600            | 0                           | 0                            | 0                    | 0                      | 200                 | 0                             | 0                      |
| Portugal                         | 800            | 0                           | 0                            | 10                   | 200                    | 1,600               | 0                             | 88                     |
| Qatar                            | 0              | 0                           | 0                            | 0                    | 0                      | 600                 | 0                             | 0                      |
| Republic of Korea                | 1,000          | 0                           | 0                            | 0                    | 0                      | 0                   | 0                             | 176                    |
| Republic of Moldova              | 0              | 0                           | 0                            | 10                   | 0                      | 400                 | 0                             | 0                      |
| Romania                          | 1,400          | 0                           | 50                           | 10                   | 200                    | 1,200               | 0                             | 440                    |
| Russian Federation               | 1,400          | 0                           | 0                            | 10                   | 0                      | 800                 | 0                             | 318                    |
| Rwanda                           | 200            | 0                           | 0                            | 0                    | 0                      | 0                   | 0                             | 0                      |
| Saint Kitts and Nevis            | 200            | 0                           | 0                            | 0                    | 0                      | 0                   | 0                             | 0                      |
| Saint Vincent and the Grenadines | 600            | 0                           | 0                            | 0                    | 0                      | 0                   | 0                             | 0                      |
| Samoa                            | 200            | 0                           | 0                            | 0                    | 0                      | 200                 | 0                             | 0                      |
| San Marino                       | 0              | 0                           | 0                            | 0                    | 0                      | 600                 | 0                             | 594                    |
| Saudi Arabia                     | 1,400          | 0                           | 0                            | 0                    | 0                      | 600                 | 0                             | 0                      |
| Senegal                          | 200            | 0                           | 0                            | 0                    | 0                      | 0                   | 0                             | 0                      |
| Serbia                           | 0              | 0                           | 0                            | 0                    | 0                      | 0                   | 0                             | 0                      |

| Country                           | User Set Up \$ | Controlled Entity Set Up \$ | Replacement Administrator \$ | Lost Certificates \$ | Entity Name Changes \$ | Licence Renewals \$ | Controlled Entity Renewals \$ | Search Certificates \$ |
|-----------------------------------|----------------|-----------------------------|------------------------------|----------------------|------------------------|---------------------|-------------------------------|------------------------|
| Seychelles                        | 1,600          | 0                           | 50                           | 0                    | 0                      | 0                   | 0                             | 22                     |
| Singapore                         | 9,600          | 0                           | 250                          | 160                  | 400                    | 11,600              | 3,420                         | 29,556                 |
| Slovakia                          | 400            | 0                           | 0                            | 0                    | 0                      | 0                   | 0                             | 22                     |
| Slovenia                          | 0              | 0                           | 0                            | 0                    | 0                      | 0                   | 0                             | 0                      |
| South Africa                      | 4,800          | 0                           | 50                           | 10                   | 0                      | 2,800               | 0                             | 220                    |
| Spain                             | 3,000          | 0                           | 50                           | 20                   | 0                      | 5,800               | 0                             | 5,896                  |
| Sudan                             | 200            | 0                           | 0                            | 0                    | 0                      | 0                   | 0                             | 0                      |
| Sweden                            | 6,800          | 180                         | 50                           | 0                    | 400                    | 6,800               | 360                           | 726                    |
| Switzerland                       | 6,200          | 0                           | 0                            | 20                   | 0                      | 3,600               | 0                             | 1,012                  |
| Tajikistan                        | 200            | 0                           | 0                            | 0                    | 0                      | 0                   | 0                             | 22                     |
| Thailand                          | 800            | 0                           | 0                            | 0                    | 0                      | 200                 | 0                             | 66                     |
| Togo                              | 0              | 0                           | 0                            | 10                   | 0                      | 200                 | 0                             | 0                      |
| Tonga                             | 0              | 0                           | 0                            | 0                    | 0                      | 0                   | 0                             | 0                      |
| Trinidad and Tobago               | 0              | 0                           | 0                            | 0                    | 0                      | 0                   | 0                             | 0                      |
| Tunisia                           | 0              | 0                           | 0                            | 0                    | 0                      | 0                   | 0                             | 0                      |
| Türkiye                           | 4,200          | 0                           | 150                          | 20                   | 400                    | 3,200               | 0                             | 594                    |
| Uganda                            | 0              | 0                           | 0                            | 0                    | 0                      | 0                   | 0                             | 0                      |
| Ukraine                           | 200            | 0                           | 0                            | 0                    | 0                      | 600                 | 0                             | 176                    |
| United Arab Emirates              | 10,400         | 0                           | 50                           | 40                   | 400                    | 7,800               | 0                             | 5,564                  |
| United Kingdom                    | 35,600         | 180                         | 1,350                        | 150                  | 1,400                  | 30,000              | 180                           | 122,362                |
| United Kingdom - Anguilla         | 0              | 0                           | 0                            | 0                    | 0                      | 200                 | 0                             | 0                      |
| United Kingdom - Bermuda          | 5,000          | 0                           | 50                           | 10                   | 0                      | 3,800               | 1,800                         | 66                     |
| United Kingdom - Cayman Islands   | 37,600         | 0                           | 400                          | 30                   | 200                    | 13,800              | 1,620                         | 990                    |
| United Kingdom - Gibraltar        | 800            | 0                           | 0                            | 10                   | 0                      | 2,400               | 0                             | 0                      |
| United Kingdom - Guernsey         | 2,000          | 0                           | 350                          | 0                    | 200                    | 3,400               | 0                             | 264                    |
| United Kingdom - Isle Of Man      | 7,200          | 0                           | 0                            | 0                    | 0                      | 4,800               | 0                             | 22                     |
| United Kingdom - Jersey           | 1,000          | 0                           | 0                            | 0                    | 0                      | 1,000               | 0                             | 88                     |
| United Kingdom - Turks and Caicos | 400            | 0                           | 0                            | 0                    | 0                      | 0                   | 0                             | 88                     |
| United Kingdom - Virgin Islands   | 16,000         | 0                           | 0                            | 10                   | 200                    | 6,600               | 180                           | 506                    |
| United Republic of Tanzania       | 1,000          | 0                           | 0                            | 0                    | 0                      | 200                 | 0                             | 0                      |



| Country                            | User Set Up \$   | Controlled Entity Set Up \$ | Replacement Administrator \$ | Lost Certificates \$ | Entity Name Changes \$ | Licence Renewals \$ | Controlled Entity Renewals \$ | Search Certificates \$ |
|------------------------------------|------------------|-----------------------------|------------------------------|----------------------|------------------------|---------------------|-------------------------------|------------------------|
| United States                      | 1,035,600        | 13,500                      | 3,800                        | 740                  | 15,400                 | 704,600             | 40,140                        | 1,927,176              |
| Uruguay                            | 0                | 0                           | 0                            | 0                    | 0                      | 400                 | 0                             | 0                      |
| Uzbekistan                         | 1,000            | 0                           | 0                            | 0                    | 0                      | 200                 | 0                             | 0                      |
| Vanuatu                            | 200              | 0                           | 0                            | 0                    | 0                      | 0                   | 0                             | 0                      |
| Venezuela (Bolivarian Republic of) | 800              | 0                           | 0                            | 0                    | 0                      | 0                   | 0                             | 22                     |
| Viet Nam                           | 1,200            | 0                           | 0                            | 0                    | 0                      | 800                 | 0                             | 506                    |
| Zambia                             | 400              | 0                           | 0                            | 0                    | 0                      | 0                   | 0                             | 0                      |
| <b>Grand Total</b>                 | <b>1,679,000</b> | <b>30,780</b>               | <b>14,550</b>                | <b>2,580</b>         | <b>30,400</b>          | <b>1,218,000</b>    | <b>153,720</b>                | <b>2,652,940</b>       |

## REGISTRATIONS BY REGISTRATION TYPE

Table 5 – Registrations by Registration Type (2017 to 2022)

| Registration Type   | Create        |               |               |               |               |                | Amend      |            |            |            |            |            | Discharge     |               |               |               |               |               |
|---|---------------|---------------|---------------|---------------|---------------|----------------|------------|------------|------------|------------|------------|------------|---------------|---------------|---------------|---------------|---------------|---------------|
|   | 2017          | 2018          | 2019          | 2020          | 2021          | 2022           | 2017       | 2018       | 2019       | 2020       | 2021       | 2022       | 2017          | 2018          | 2019          | 2020          | 2021          | 2022          |
| International interest  | 32,016        | 34,147        | 33,143        | 33,477        | 31,088        | 31,505         | 209        | 406        | 123        | 75         | 152        | 161        | 20,124        | 23,484        | 24,787        | 25,300        | 26,653        | 26,633        |
| Prospective international interest                                | 5,776         | 3,544         | 4,284         | 5,979         | 2,889         | 3,296          | 90         | 4          | 24         | 2          | 1          | 4          | 5,167         | 5,110         | 6,093         | 5036          | 5,851         | 5,824         |
| Assignment of an international interest                           | 13,381        | 13,936        | 12,644        | 13,137        | 10,851        | 13,048         | 22         | 15         | 29         | 10         | 22         | 6          | 7,947         | 10,641        | 10,045        | 9124          | 11,785        | 11,689        |
| Prospective assignment of an international interest               | 1,457         | 945           | 810           | 869           | 608           | 380            | 4          | 3          | 9          | 7          | 1          | -          | 1,510         | 1,715         | 2,477         | 1,648         | 1,877         | 2,231         |
| Sale  | 23,460        | 23,477        | 23,336        | 20,833        | 24,695        | 24,309         | 66         | 64         | 72         | 46         | 40         | 69         | 117           | 148           | 182           | 123           | 94            | 127           |
| Prospective sale  | 921           | 681           | 633           | 617           | 687           | 622            | 3          | -          | -          | -          | -          | -          | 18            | 28            | 40            | 7             | 8             | 13            |
| Subordination   | 3,507         | 1,749         | 2,164         | 1,345         | 2,412         | 1,236          | -          | 13         | -          | 5          | 9          | -          | 667           | 1,386         | 2,618         | 1858          | 5235          | 1206          |
| International interest acquired through subrogation               | -             | -             | -             | -             | -             | -              | -          | -          | -          | -          | -          | -          | -             | -             | -             | -             | -             | -             |
| Registrable non-consensual right or interest                      | 45            | 22            | 32            | 45            | 10            | 17             | -          | 1          | 2          | 4          | -          | -          | 115           | 56            | 26            | 15            | 20            | 28            |
| Assignment of registrable non-consensual right or interest        | -             | -             | -             | -             | -             | -              | -          | -          | -          | -          | -          | -          | -             | -             | -             | -             | -             | -             |
| Pre-existing right or interest                                    | 10            | 12            | -             | -             | -             | -              | -          | -          | -          | -          | -          | -          | 15            | -             | -             | -             | 1             | -             |
| Notice of national interest                                       | 9             | 74            | 10            | 24            | -             | -              | -          | -          | -          | -          | -          | 3          | -             | -             | -             | 7             | 28            | -             |
| Transfer of a right to consent to the discharge of a registration | 14906         | 14359         | 15222         | 14723         | 14,264        | 28,398         | -          | -          | -          | -          | -          | -          | -             | -             | -             | -             | -             | -             |
| <b>Total</b>  | <b>95,488</b> | <b>92,946</b> | <b>92,278</b> | <b>91,049</b> | <b>87,504</b> | <b>102,811</b> | <b>394</b> | <b>506</b> | <b>259</b> | <b>149</b> | <b>225</b> | <b>243</b> | <b>35,680</b> | <b>42,568</b> | <b>46,268</b> | <b>43,118</b> | <b>51,552</b> | <b>47,751</b> |

## APPROVED ENTITIES BY COUNTRY

Table 6 - Approved Entities by country as of 31 December 2022 (Total 13,679)

| Country                          | Total | Country            | Total | Country                          | Total | Country               | Total | Country                          | Total | Country                            | Total | Country      | Total         |
|----------------------------------|-------|--------------------|-------|----------------------------------|-------|-----------------------|-------|----------------------------------|-------|------------------------------------|-------|--------------|---------------|
| Albania                          | 1     | Costa Rica         | 9     | Israel                           | 5     | Myanmar               | 3     | Saint Kitts and Nevis            | 1     | United Kingdom -                   | 252   | Viet Nam     | 10            |
| Angola                           | 2     | Côte d'Ivoire      | 1     | Italy                            | 20    | Nauru                 | 1     | Saint Vincent and the Grenadines | 3     | Cayman Islands                     |       | Zambia       | 2             |
| Argentina                        | 9     | Cyprus             | 31    | Japan                            | 483   | Netherlands           | 32    | Samoa                            | 2     | United Kingdom - Gibraltar         | 16    | <b>Total</b> | <b>13,679</b> |
| Armenia                          | 1     | Czechia            | 5     | Jordan                           | 5     | Netherlands - Aruba   | 8     | San Marino                       | 3     | United Kingdom - Guernsey          | 23    |              |               |
| Australia                        | 184   | Denmark            | 41    | Kazakhstan                       | 3     | Netherlands - Curaçao | 3     | Saudi Arabia                     | 10    | United Kingdom - Isle of Man       | 60    |              |               |
| Austria                          | 21    | Dominican Republic | 2     | Kenya                            | 19    | New Zealand           | 106   | Senegal                          | 1     | United Kingdom - Jersey            | 14    |              |               |
| Azerbaijan                       | 2     | Ecuador            | 2     | Kuwait                           | 1     | Nicaragua             | 1     | Seychelles                       | 8     | United Kingdom – Turks and Caicos  | 2     |              |               |
| Bahamas                          | 9     | Egypt              | 12    | Lao People's Democratic Republic | 2     | Nigeria               | 14    | Singapore                        | 98    | United Kingdom - Virgin Islands    | 118   |              |               |
| Bahrain                          | 4     | El Salvador        | 2     | Latvia                           | 6     | Norway                | 29    | Slovakia                         | 2     | United Republic of Tanzania        | 6     |              |               |
| Bangladesh                       | 3     | Estonia            | 3     | Lebanon                          | 6     | Oman                  | 2     | South Africa                     | 35    | United States                      | 8,265 |              |               |
| Barbados                         | 4     | Ethiopia           | 1     | Libya                            | 1     | Pakistan              | 4     | Spain                            | 42    | Uruguay                            | 2     |              |               |
| Belgium                          | 12    | Fiji               | 3     | Liechtenstein                    | 2     | Panama                | 26    | Sudan                            | 1     | Uzbekistan                         | 3     |              |               |
| Belize                           | 2     | Finland            | 2     | Lithuania                        | 6     | Papua New Guinea      | 2     | Sweden                           | 61    | Vanuatu                            | 1     |              |               |
| Bermuda                          | 41    | France             | 99    | Luxembourg                       | 58    | Paraguay              | 4     | Switzerland                      | 48    | Venezuela (Bolivarian Republic of) | 4     |              |               |
| Bolivia (Plurinational State of) | 1     | Gabon              | 1     | Malaysia                         | 59    | Peru                  | 2     | Tajikistan                       | 1     |                                    |       |              |               |
| Botswana                         | 2     | Germany            | 97    | Maldives                         | 2     | Philippines           | 4     | Thailand                         | 5     |                                    |       |              |               |
| Brazil                           | 73    | Ghana              | 1     | Malta                            | 76    | Poland                | 3     | Togo                             | 1     |                                    |       |              |               |
| Bulgaria                         | 4     | Greece             | 1     | Marshall Islands                 | 10    | Portugal              | 9     | Türkiye                          | 34    |                                    |       |              |               |
| Cambodia                         | 1     | Guatemala          | 4     | Mauritius                        | 15    | Qatar                 | 3     | Ukraine                          | 5     |                                    |       |              |               |
| Canada                           | 602   | Honduras           | 2     | Mexico                           | 84    | Republic of Korea     | 5     | United Arab Emirates             | 83    |                                    |       |              |               |
| Chad                             | 1     | Hungary            | 1     | Monaco                           | 8     | Republic of Moldova   | 2     | United Kingdom                   | 276   |                                    |       |              |               |
| Chile                            | 10    | Iceland            | 9     | Mongolia                         | 4     | Romania               | 13    | United Kingdom - Anguilla        | 1     |                                    |       |              |               |
| China                            | 240   | India              | 39    | Morocco                          | 1     | Rwanda                | 1     |                                  |       |                                    |       |              |               |
| Colombia                         | 16    | Indonesia          | 23    | Mozambique                       | 3     |                       |       |                                  |       |                                    |       |              |               |
| Congo                            | 3     | Ireland            | 1,384 |                                  |       |                       |       |                                  |       |                                    |       |              |               |

## SYSTEM AVAILABILITY

**Table 7 – System Availability**

There is a contractual target to maintain a system availability of 100%, subject to the provisions of the Service Level Agreement.<sup>18</sup> This has been achieved.

Table 7 outlines the availability achieved based on the standard that if any function of the Registry is unavailable to users, then the system as a whole is treated as being unavailable. The average availability for 2022 was 99.15% compared to 99.32% for 2021.

|                                     | Jan    | Feb    | Mar    | Apr    | May    | Jun    | Jul    | Aug    | Sept   | Oct    | Nov    | Dec    |
|-------------------------------------|--------|--------|--------|--------|--------|--------|--------|--------|--------|--------|--------|--------|
| <b>System Availability Achieved</b> | 99.57% | 99.87% | 99.83% | 99.14% | 97.68% | 98.15% | 99.99% | 99.73% | 98.12% | 99.72% | 98.76% | 99.37% |
|                                     |        |        |        |        |        |        |        |        |        |        |        |        |
| <b>System Downtime (minutes)</b>    | Jan    | Feb    | Mar    | Apr    | May    | Jun    | Jul    | Aug    | Sept   | Oct    | Nov    | Dec    |
| <b>Planned</b>                      | 190    | 52     | 46     | 368    | 0      | 801    | 0      | 119    | 52     | 111    | 535    | 0      |
| <b>Unplanned</b>                    | 0      | 4      | 30     | 2      | 1,038  | 0      | 2      | 0      | 814    | 15     | 0      | 280    |

---

<sup>18</sup> Article 8.2.1 of the Contract.

## COMPLAINTS TO THE REGISTRAR AND THE SUPERVISORY AUTHORITY

**Table 8 –Complaints made to the Registrar (2022)**

Section 8 of the Regulations, read with Section 14 of the Procedures<sup>19</sup>, provide that any person may submit a complaint to the Registrar “concerning the operation of the International Registry” where a matter “relates to the general procedures and policies of the International Registry and does not involve specific adjudication by the Registrar or Supervisory Authority”. If, within 30 calendar days of making the complaint, the person does not consider that the complaint has been or is being satisfactorily addressed by the Registrar, that person may submit the complaint to the Supervisory Authority.

Section 8.3 of the Regulations states that “[a]ny person adversely affected by a unilateral registration who reasonably believes that the registration does not meet the requirements of Section 5.4, 5.10 or 5.20 may submit a complaint to the Registrar”.

During 2022, there were no complaints made to the Registrar under Sections 8.1 or 8.3 of the Regulations.

---

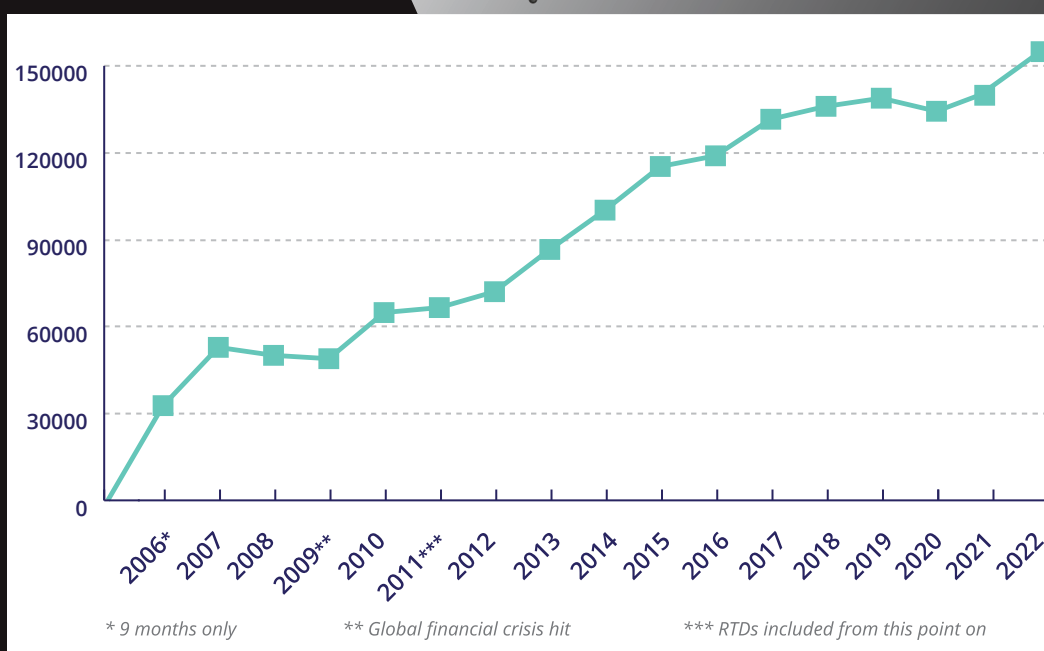
<sup>19</sup> See footnote 4 above.

2022

## Summary of Registration Activity 2006 – 2022

8.2%

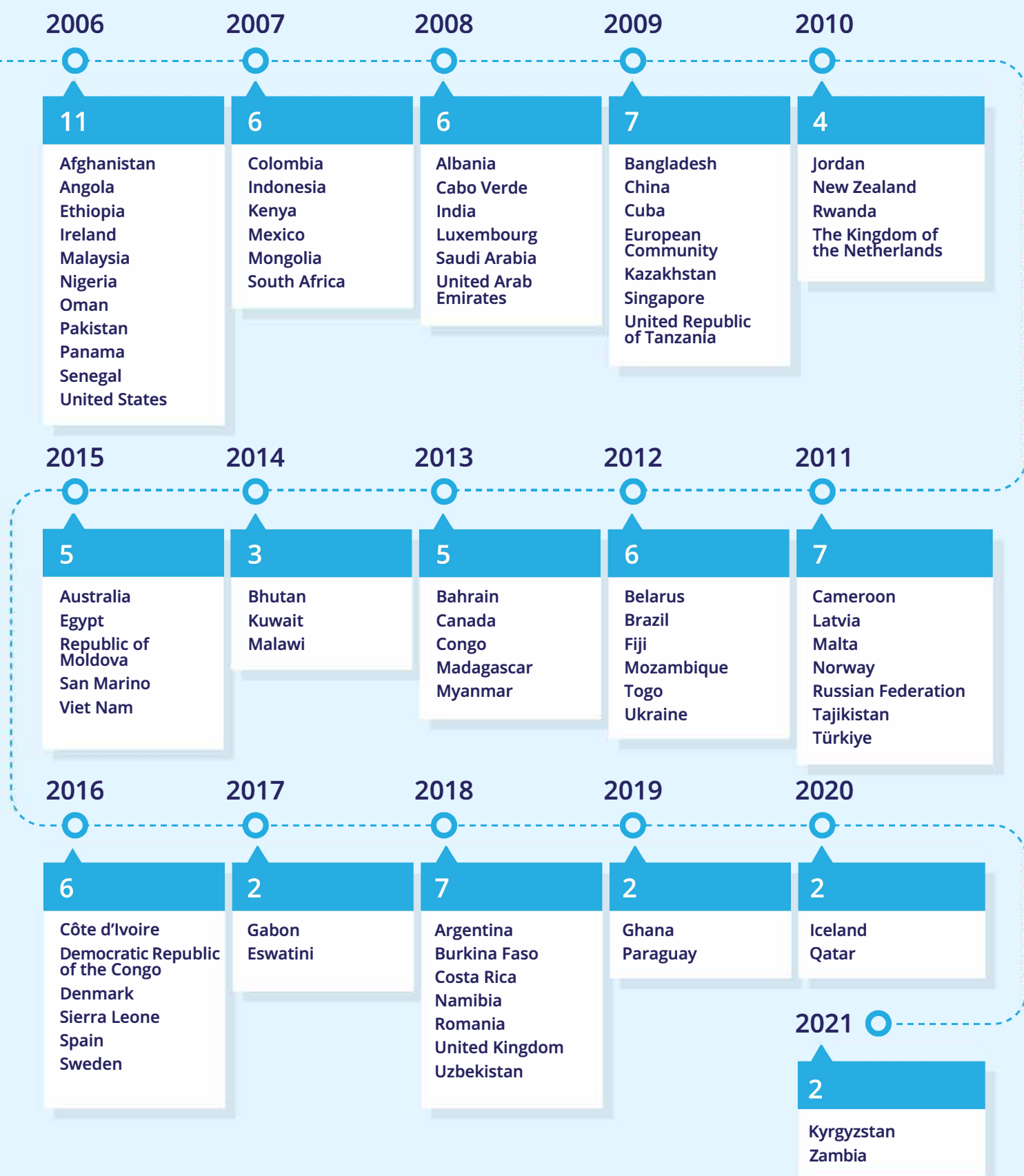
the number of  
registrations effected  
grew in 2022 to  
150,805



REGISTRATIONS

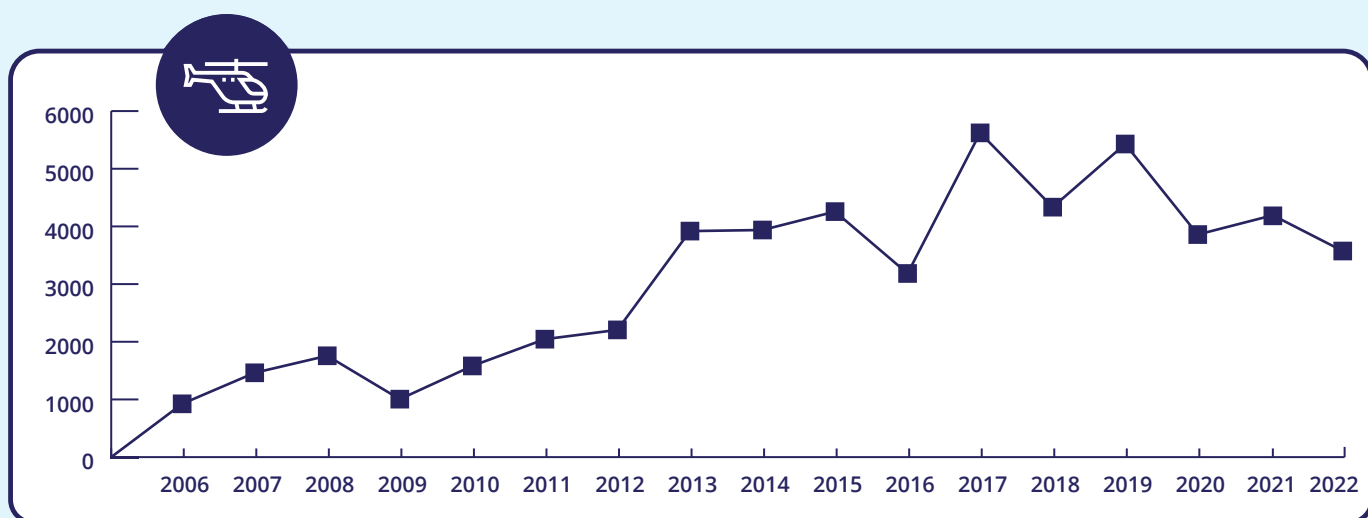
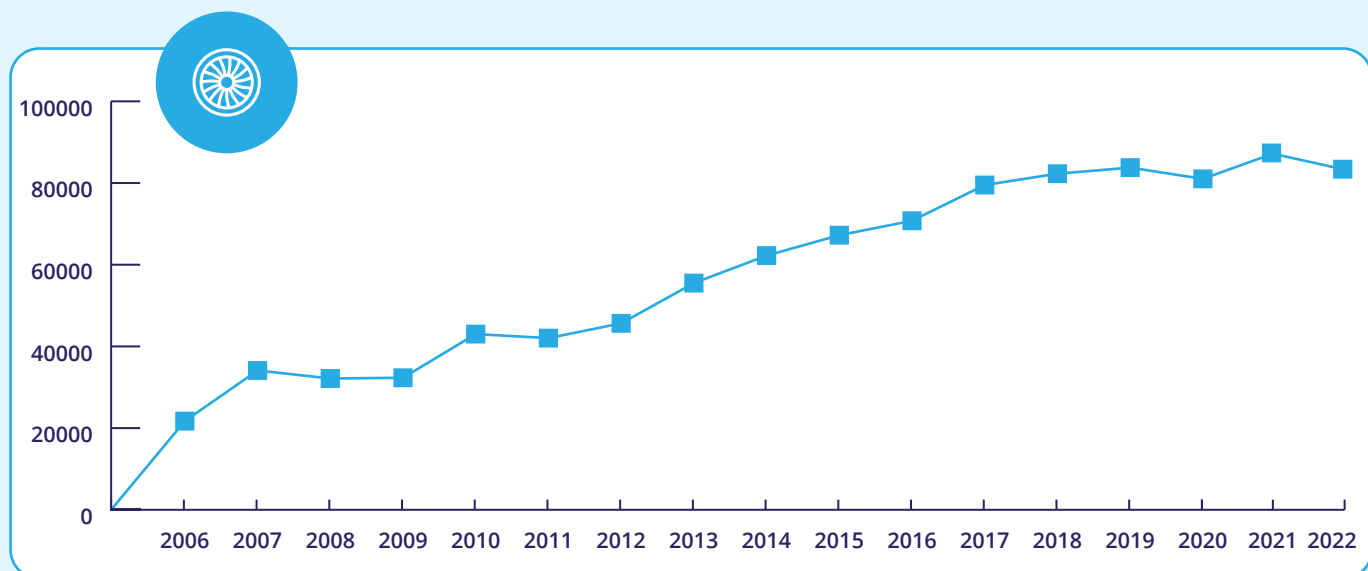
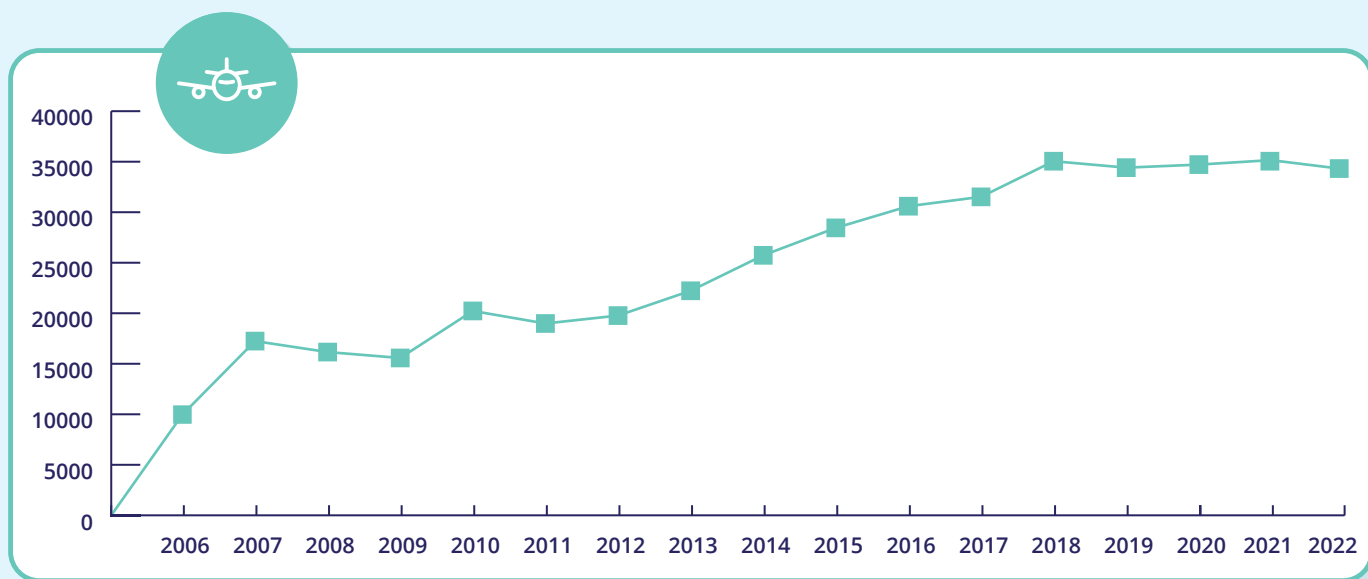
2022

## Parties to the Cape Town Convention & Protocol by Effective Date



2022

## Registrations by Object Type





2022

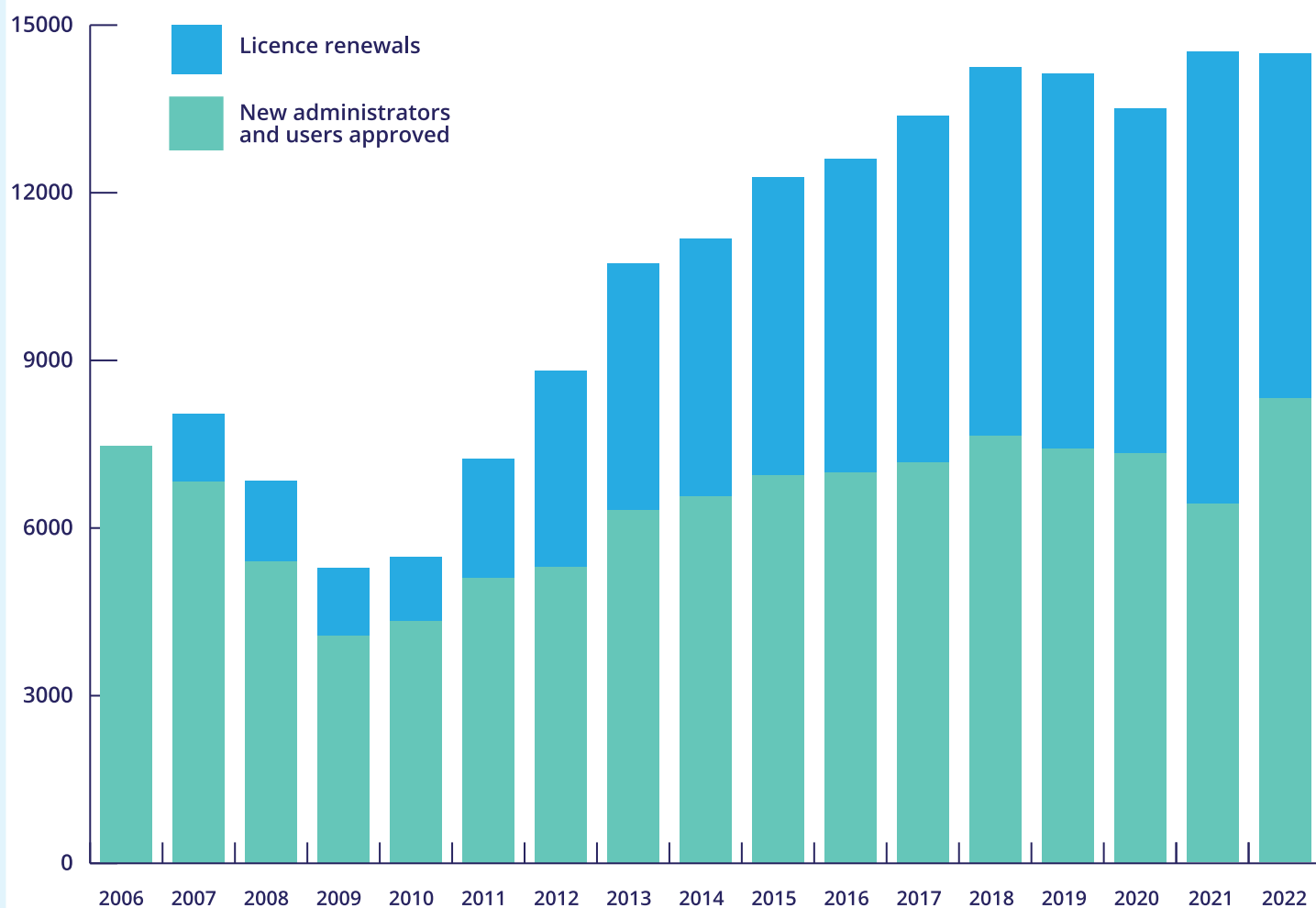
User Setup *versus* Renewals

3%

the number of  
licence renewals  
in 2022 fell  
to 6,090

&lt;1%

the number of new  
administrators and  
users approved  
in 2022 was flat  
at 8,686

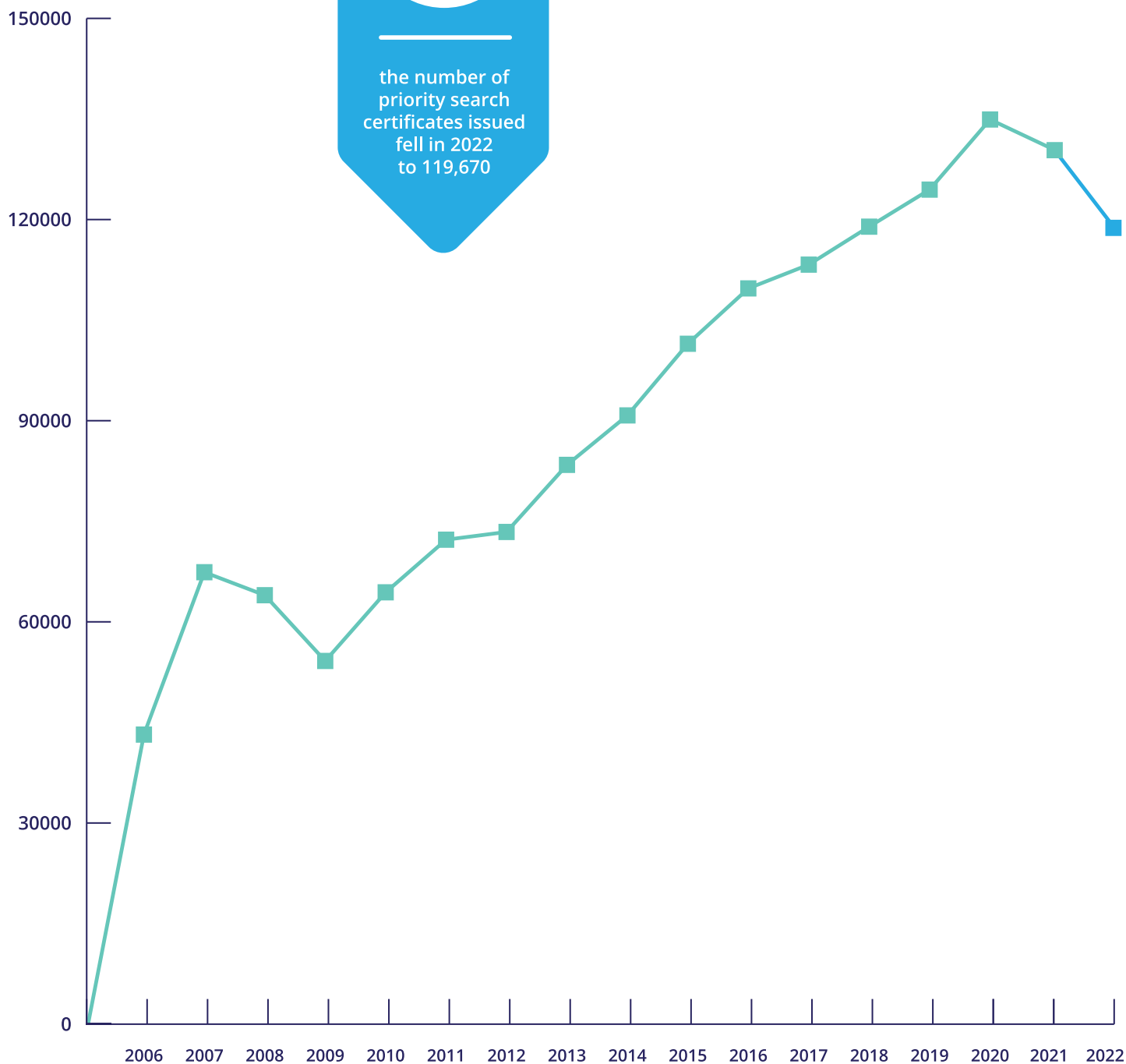


2022

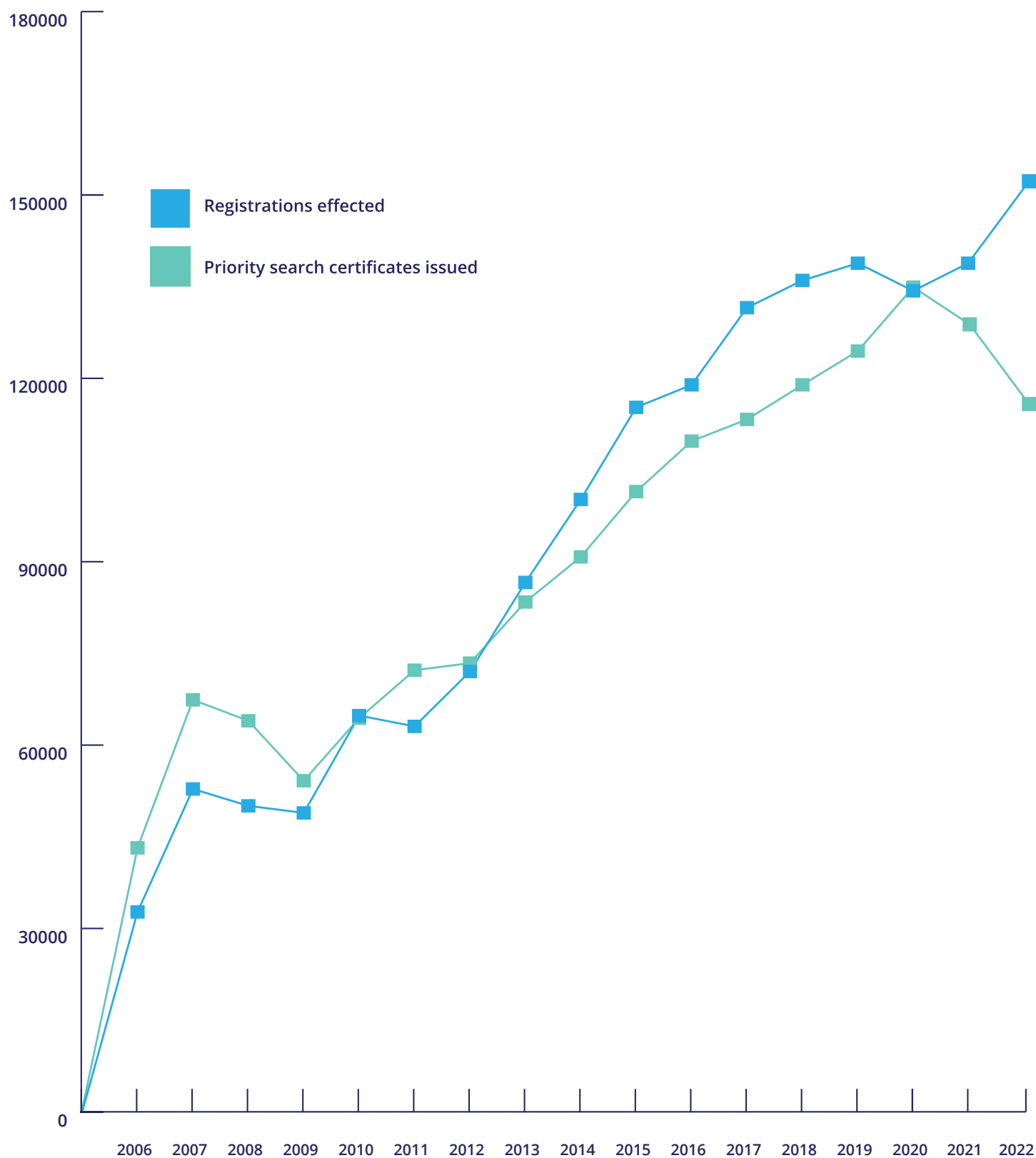
## Number of Priority Search Certificates Issued

8.3%

the number of  
priority search  
certificates issued  
fell in 2022  
to 119,670

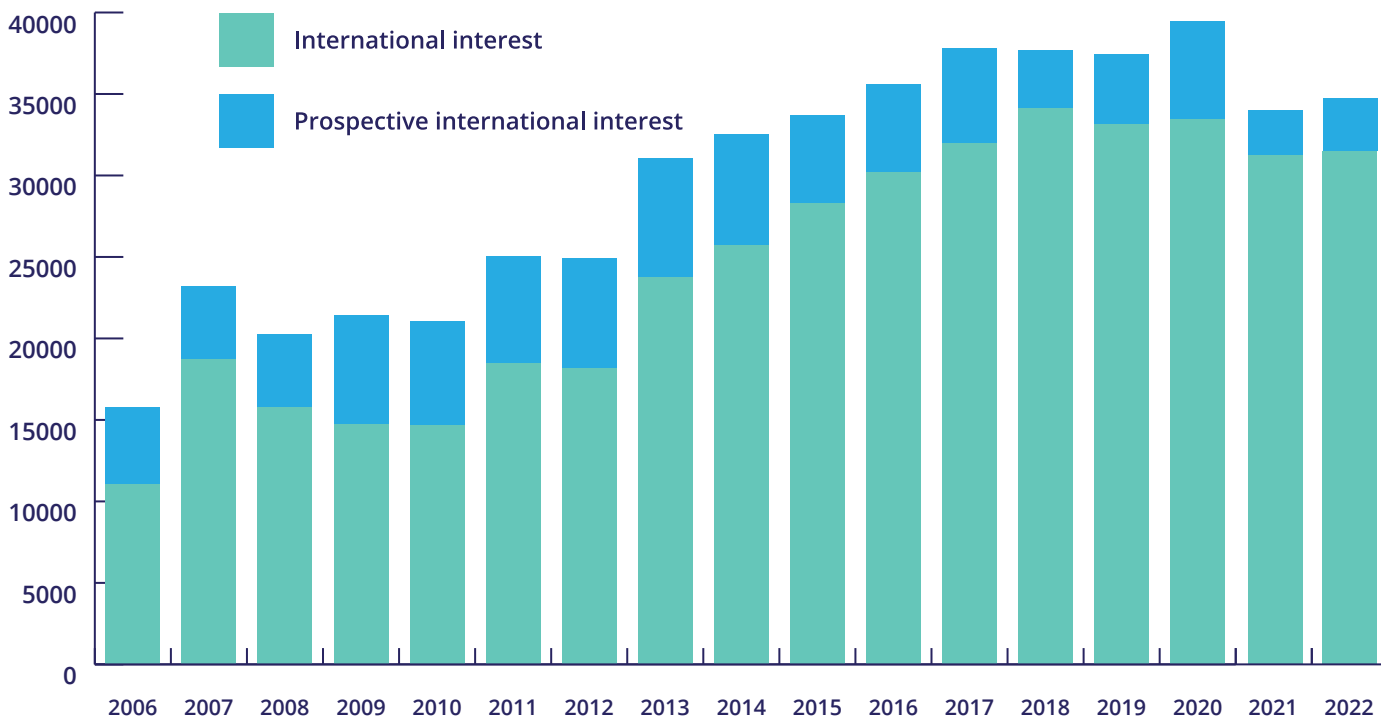


2022

Registrations Effected *versus* Priority Search  
Certificates Issued

2022

# Sale & Prospective Sale Created *and* International Interest & Prospective International Interest Created



# STATEMENT OF FINANCIAL POSITION

AS AT 31 DECEMBER 2022

|   | Notes | 2022<br>USD      | 2021<br>USD       |
|---|-------|------------------|-------------------|
| <b>Non-current assets</b>                   |       |                  |                   |
| Intangible assets                           | 9     | 5,955,849        | 5,385,601         |
| Property, plant and equipment               | 10    | 270,390          | 831,067           |
|   |       | <b>6,226,239</b> | <b>6,216,668</b>  |
| <b>Current assets</b>                       |       |                  |                   |
| Tax recoverable                             | 12    | 21,541           | 8,401             |
| Intercompany receivables                    | 13    | 4,153,971        | 4,568,780         |
| Prepayments                                 | 14    | 134,685          | 431,628           |
| Cash and cash equivalents                   | 15    | 1,980,082        | 2,247,647         |
|   |       | <b>6,290,279</b> | <b>7,256,456</b>  |
| <b>Current liabilities</b>                  |       |                  |                   |
| <b>Amounts falling due within one year</b>  |       |                  |                   |
| Trade and other payables                    | 18    | 2,565,819        | 3,094,824         |
| Income tax payable                          | 8     | 11,413           | -                 |
|   |       | <b>2,577,232</b> | <b>3,094,824</b>  |
| <b>Net Current Assets</b>                   |       | <b>3,713,047</b> | <b>4,161,632</b>  |
| <b>Non-current liabilities</b>              |       |                  |                   |
|   |       | -                | -                 |
| <b>Net Assets</b>                           |       | <b>9,939,286</b> | <b>10,378,300</b> |
| <b>Capital and Reserves</b>                 |       |                  |                   |
| Called up share capital presented as equity | 16    | 240,035          | 240,035           |
| Reserves                                    |       | 9,699,251        | 10,138,265        |
|   |       | <b>9,939,286</b> | <b>10,378,300</b> |
| <b>Shareholder's funds</b>                  |       | <b>9,939,286</b> | <b>10,378,300</b> |

The financial statements were approved by the Board of Directors on 27th April 2023 and signed on its behalf by:

\_\_\_\_\_  
Brian Skehan  
Director

\_\_\_\_\_  
Robert Cowan  
Director